

## EDA2R Antibody (monoclonal) (M02)

Mouse monoclonal antibody raised against a partial recombinant EDA2R.

Catalog # AT1849a

### Specification

---

#### EDA2R Antibody (monoclonal) (M02) - Product Information

Application	WB, E
Primary Accession	<a href="#">O9HAV5</a>
Other Accession	<a href="#">NM_021783</a>
Reactivity	Human, Mouse
Host	mouse
Clonality	Monoclonal
Isotype	IgG1 Kappa
Calculated MW	32759

#### EDA2R Antibody (monoclonal) (M02) - Additional Information

Gene ID 60401

##### Other Names

Tumor necrosis factor receptor superfamily member 27, X-linked ectodysplasin-A2 receptor, EDA-A2 receptor, EDA2R, TNFRSF27, XEDAR

##### Target/Specificity

EDA2R (NP\_068555, 1 a.a. ~ 110 a.a) partial recombinant protein with GST tag. MW of the GST tag alone is 26 KDa.

##### Dilution

WB~~1:500~1000

##### Format

Clear, colorless solution in phosphate buffered saline, pH 7.2 .

##### Storage

Store at -20°C or lower. Aliquot to avoid repeated freezing and thawing.

##### Precautions

EDA2R Antibody (monoclonal) (M02) is for research use only and not for use in diagnostic or therapeutic procedures.

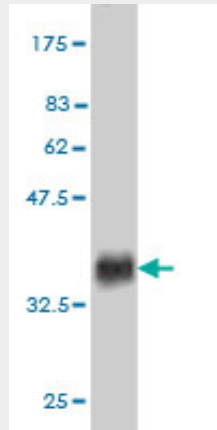
#### EDA2R Antibody (monoclonal) (M02) - Protocols

Provided below are standard protocols that you may find useful for product applications.

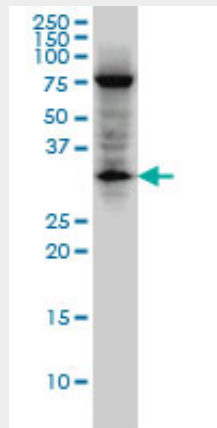
- [Western Blot](#)
- [Blocking Peptides](#)
- [Dot Blot](#)

- [Immunohistochemistry](#)
- [Immunofluorescence](#)
- [Immunoprecipitation](#)
- [Flow Cytometry](#)
- [Cell Culture](#)

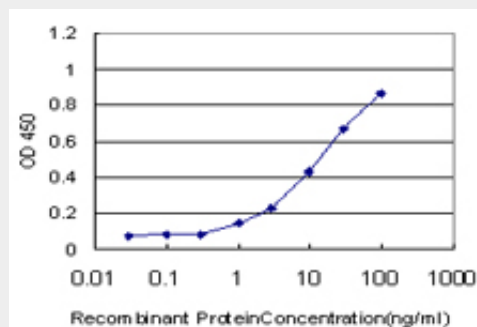
### EDA2R Antibody (monoclonal) (M02) - Images



Antibody Reactive Against Recombinant Protein. Western Blot detection against Immunogen (37.84 KDa) .



EDA2R monoclonal antibody (M02), clone 3C1. Western Blot analysis of EDA2R expression in Raw 264.7.



Detection limit for recombinant GST tagged EDA2R is approximately 1ng/ml as a capture antibody.