

DSC3 Antibody (monoclonal) (M01)

Mouse monoclonal antibody raised against a partial recombinant DSC3.

Catalog # AT1820a

Specification

DSC3 Antibody (monoclonal) (M01) - Product Information

Application	IF, WB, E
Primary Accession	Q14574
Other Accession	NM_001941
Reactivity	Human
Host	mouse
Clonality	Monoclonal
Isotype	IgG2b Kappa
Calculated MW	99969

DSC3 Antibody (monoclonal) (M01) - Additional Information

Gene ID 1825

Other Names

Desmocollin-3, Cadherin family member 3, Desmocollin-4, HT-CP, DSC3, CDHF3, DSC4

Target/Specificity

DSC3 (NP_001932, 585 a.a. ~ 684 a.a) partial recombinant protein with GST tag. MW of the GST tag alone is 26 KDa.

Dilution

WB~~1:500~1000

Format

Clear, colorless solution in phosphate buffered saline, pH 7.2 .

Storage

Store at -20°C or lower. Aliquot to avoid repeated freezing and thawing.

Precautions

DSC3 Antibody (monoclonal) (M01) is for research use only and not for use in diagnostic or therapeutic procedures.

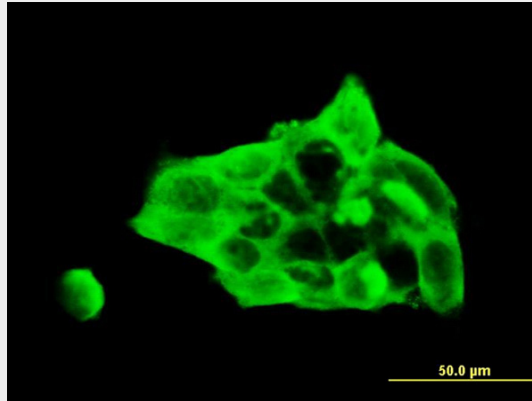
DSC3 Antibody (monoclonal) (M01) - Protocols

Provided below are standard protocols that you may find useful for product applications.

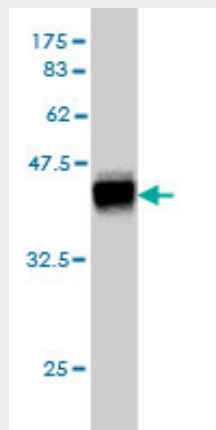
- [Western Blot](#)
- [Blocking Peptides](#)
- [Dot Blot](#)
- [Immunohistochemistry](#)

- [Immunofluorescence](#)
- [Immunoprecipitation](#)
- [Flow Cytometry](#)
- [Cell Culture](#)

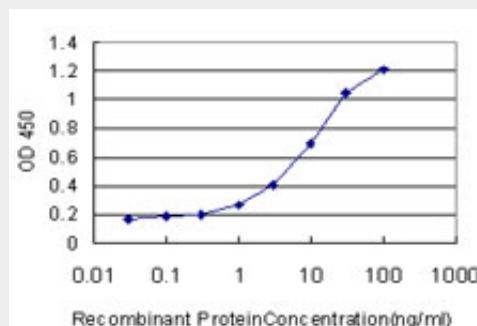
DSC3 Antibody (monoclonal) (M01) - Images



Immunofluorescence of monoclonal antibody to DSC3 on A-431 cell. [antibody concentration 10 ug/ml]



Antibody Reactive Against Recombinant Protein. Western Blot detection against Immunogen (36.74 KDa) .



Detection limit for recombinant GST tagged DSC3 is approximately 1ng/ml as a capture antibody.

DSC3 Antibody (monoclonal) (M01) - Background

The protein encoded by this gene is a calcium-dependent glycoprotein that is a member of the desmocollin subfamily of the cadherin superfamily. These desmosomal family members, along with

the desmogleins, are found primarily in epithelial cells where they constitute the adhesive proteins of the desmosome cell-cell junction and are required for cell adhesion and desmosome formation. The desmosomal family members are arranged in two clusters on chromosome 18, occupying less than 650 kb combined. Alternative splicing results in two transcript variants encoding distinct isoforms.

DSC3 Antibody (monoclonal) (M01) - References

Evaluation of candidate stromal epithelial cross-talk genes identifies association between risk of serous ovarian cancer and TERT, a cancer susceptibility hot-spot. Johnatty SE, et al. PLoS Genet, 2010 Jul 8. PMID 20628624. Personalized smoking cessation: interactions between nicotine dose, dependence and quit-success genotype score. Rose JE, et al. Mol Med, 2010 Jul-Aug. PMID 20379614. A homozygous nonsense mutation in the human desmocollin-3 (DSC3) gene underlies hereditary hypotrichosis and recurrent skin vesicles. Ayub M, et al. Am J Hum Genet, 2009 Oct. PMID 19765682. Desmocollin 3-mediated binding is crucial for keratinocyte cohesion and is impaired in pemphigus. Spindler V, et al. J Biol Chem, 2009 Oct 30. PMID 19717567. Low to high Ca²⁺ -switch causes phosphorylation and association of desmocollin 3 with plakoglobin and desmoglein 3 in cultured keratinocytes. Aoyama Y, et al. Exp Dermatol, 2009 Apr. PMID 19348003.