

## **DNAJB4 Antibody (monoclonal) (M01)**

Mouse monoclonal antibody raised against a full length recombinant DNAJB4.

Catalog # AT1791a

### **Specification**

---

#### **DNAJB4 Antibody (monoclonal) (M01) - Product Information**

Application	WB, E
Primary Accession	<a href="#">O9UDY4</a>
Other Accession	<a href="#">BC034721</a>
Reactivity	Human
Host	mouse
Clonality	Monoclonal
Isotype	IgG1 kappa
Calculated MW	37807

#### **DNAJB4 Antibody (monoclonal) (M01) - Additional Information**

**Gene ID** 11080

##### **Other Names**

DnaJ homolog subfamily B member 4, Heat shock 40 kDa protein 1 homolog, HSP40 homolog, Heat shock protein 40 homolog, Human liver DnaJ-like protein, DNAJB4, DNAJW, HLJ1

##### **Target/Specificity**

DNAJB4 (AAH34721, 1 a.a. ~ 337 a.a) full-length recombinant protein with GST tag. MW of the GST tag alone is 26 KDa.

##### **Dilution**

WB~~1:500~1000

##### **Format**

Clear, colorless solution in phosphate buffered saline, pH 7.2 .

##### **Storage**

Store at -20°C or lower. Aliquot to avoid repeated freezing and thawing.

##### **Precautions**

DNAJB4 Antibody (monoclonal) (M01) is for research use only and not for use in diagnostic or therapeutic procedures.

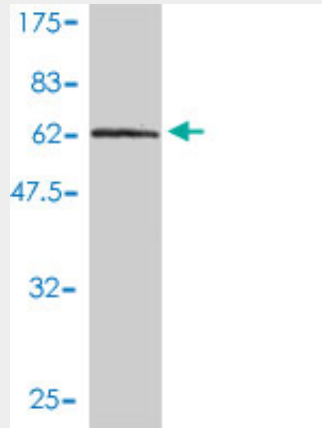
#### **DNAJB4 Antibody (monoclonal) (M01) - Protocols**

Provided below are standard protocols that you may find useful for product applications.

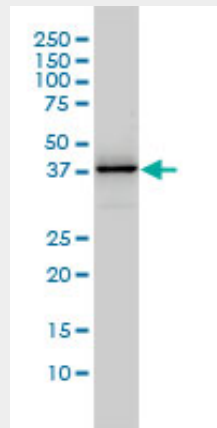
- [Western Blot](#)
- [Blocking Peptides](#)
- [Dot Blot](#)

- [Immunohistochemistry](#)
- [Immunofluorescence](#)
- [Immunoprecipitation](#)
- [Flow Cytometry](#)
- [Cell Culture](#)

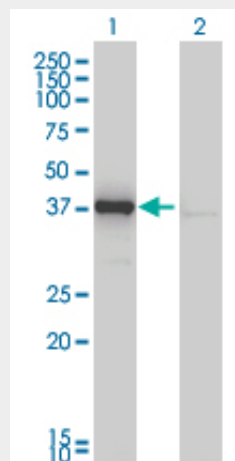
### DNAJB4 Antibody (monoclonal) (M01) - Images



Antibody Reactive Against Recombinant Protein. Western Blot detection against Immunogen (62.81 KDa) .

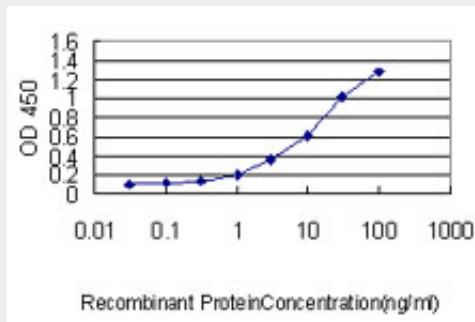


DNAJB4 monoclonal antibody (M01), clone 1H2-3G4 Western Blot analysis of DNAJB4 expression in Jurkat ( (Cat # AT1791a )



Western Blot analysis of DNAJB4 expression in transfected 293T cell line by DNAJB4 monoclonal antibody (M01), clone 1H2-3G4.

Lane 1: DNAJB4 transfected lysate(38 KDa).  
Lane 2: Non-transfected lysate.



Detection limit for recombinant GST tagged DNAJB4 is approximately 0.3ng/ml as a capture antibody.

### **DNAJB4 Antibody (monoclonal) (M01) - Background**

DNAJB4 belongs to the evolutionarily conserved DNAJ/HSP40 protein family. For background information on the DNAJ family, see MIM 608375.

### **DNAJB4 Antibody (monoclonal) (M01) - References**

Tumor suppressor HLJ1 binds and functionally alters nucleophosmin via activating enhancer binding protein 2alpha complex formation. Chang TP, et al. *Cancer Res*, 2010 Feb 15. PMID 20145123. Curcumin inhibits lung cancer cell invasion and metastasis through the tumor suppressor HLJ1. Chen HW, et al. *Cancer Res*, 2008 Sep 15. PMID 18794131. A new tumor suppressor Dnaj-like heat shock protein, HLJ1, and survival of patients with non-small-cell lung carcinoma. Tsai MF, et al. *J Natl Cancer Inst*, 2006 Jun 21. PMID 16788156. A member of the heat shock protein 40 family, hlj1, binds to the carboxyl tail of the human mu opioid receptor. Ancevska-Taneva N, et al. *Brain Res*, 2006 Apr 7. PMID 16542645. The transcriptional factor YY1 upregulates the novel invasion suppressor HLJ1 expression and inhibits cancer cell invasion. Wang CC, et al. *Oncogene*, 2005 Jun 9. PMID 15782117.