

DMRT1 Antibody (monoclonal) (M01)

Mouse monoclonal antibody raised against a full length recombinant DMRT1.

Catalog # AT1783a

Specification

DMRT1 Antibody (monoclonal) (M01) - Product Information

Application	WB, E
Primary Accession	O9Y5R6
Other Accession	BC040847
Reactivity	Human
Host	mouse
Clonality	Monoclonal
Isotype	IgG1 kappa
Calculated MW	39473

DMRT1 Antibody (monoclonal) (M01) - Additional Information**Gene ID** 1761**Other Names**

Doublesex- and mab-3-related transcription factor 1, DM domain expressed in testis protein 1, DMRT1, DMT1

Target/Specificity

DMRT1 (AAH40847.1, 1 a.a. ~ 373 a.a) full-length recombinant protein with GST tag. MW of the GST tag alone is 26 KDa.

Dilution

WB~~1:500~1000

Format

Clear, colorless solution in phosphate buffered saline, pH 7.2 .

Storage

Store at -20°C or lower. Aliquot to avoid repeated freezing and thawing.

Precautions

DMRT1 Antibody (monoclonal) (M01) is for research use only and not for use in diagnostic or therapeutic procedures.

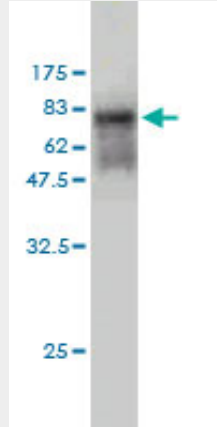
DMRT1 Antibody (monoclonal) (M01) - Protocols

Provided below are standard protocols that you may find useful for product applications.

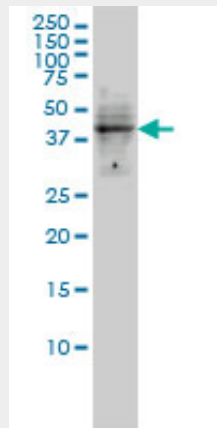
- [Western Blot](#)
- [Blocking Peptides](#)
- [Dot Blot](#)

- [Immunohistochemistry](#)
- [Immunofluorescence](#)
- [Immunoprecipitation](#)
- [Flow Cytometry](#)
- [Cell Culture](#)

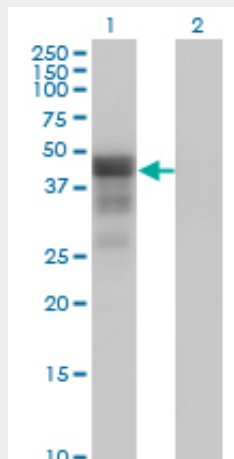
DMRT1 Antibody (monoclonal) (M01) - Images



Antibody Reactive Against Recombinant Protein. Western Blot detection against Immunogen (66.77 KDa) .

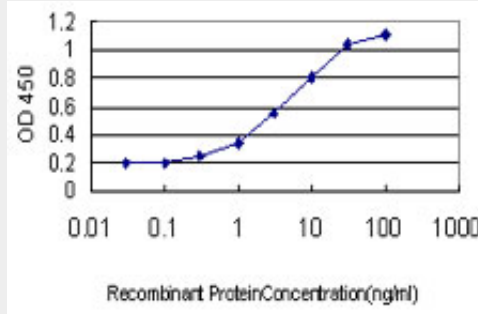


DMRT1 monoclonal antibody (M01), clone 1G11 Western Blot analysis of DMRT1 expression in HL-60 ((Cat # AT1783a)



Western Blot analysis of DMRT1 expression in transfected 293T cell line by DMRT1 monoclonal antibody (M01), clone 1G11.

Lane 1: DMRT1 transfected lysate(39.5 KDa).
Lane 2: Non-transfected lysate.



Detection limit for recombinant GST tagged DMRT1 is approximately 0.3ng/ml as a capture antibody.

DMRT1 Antibody (monoclonal) (M01) - Background

This gene is found in a cluster with two other members of the gene family, having in common a zinc finger-like DNA-binding motif (DM domain). The DM domain is an ancient, conserved component of the vertebrate sex-determining pathway that is also a key regulator of male development in flies and nematodes. This gene exhibits a gonad-specific and sexually dimorphic expression pattern. Defective testicular development and XY feminization occur when this gene is hemizygous.

DMRT1 Antibody (monoclonal) (M01) - References

Variants near DMRT1, TERT and ATF7IP are associated with testicular germ cell cancer. Turnbull C, et al. Nat Genet, 2010 Jul. PMID 20543847. Personalized smoking cessation: interactions between nicotine dose, dependence and quit-success genotype score. Rose JE, et al. Mol Med, 2010 Jul-Aug. PMID 20379614. The DM domain protein DMRT1 is a dose-sensitive regulator of fetal germ cell proliferation and pluripotency. Krentz AD, et al. Proc Natl Acad Sci U S A, 2009 Dec 29. PMID 20007774. Transcriptional diversity of DMRT1 (dsx- and mab3-related transcription factor 1) in human testis. Cheng HH, et al. Cell Res, 2006 Apr. PMID 16617334. The status, quality, and expansion of the NIH full-length cDNA project: the Mammalian Gene Collection (MGC). Gerhard DS, et al. Genome Res, 2004 Oct. PMID 15489334.