

DHX9 Antibody (monoclonal) (M01)

Mouse monoclonal antibody raised against a partial recombinant DHX9.

Catalog # AT1762a

Specification

DHX9 Antibody (monoclonal) (M01) - Product Information

| | |
|-------------------|---------------------------|
| Application | IF, WB, IHC |
| Primary Accession | Q08211 |
| Other Accession | NM_001357 |
| Reactivity | Human |
| Host | mouse |
| Clonality | Monoclonal |
| Isotype | IgG1 Kappa |
| Calculated MW | 140958 |

DHX9 Antibody (monoclonal) (M01) - Additional Information

Gene ID 1660

Other Names

ATP-dependent RNA helicase A, RHA, DEAH box protein 9, Leukophysin, LKP, Nuclear DNA helicase II, NDH II, DHX9, DDX9, LKP, NDH2

Target/Specificity

DHX9 (NP_001348, 1 a.a. ~ 90 a.a) partial recombinant protein with GST tag. MW of the GST tag alone is 26 KDa.

Dilution

WB~~1:500~1000

Format

Clear, colorless solution in phosphate buffered saline, pH 7.2 .

Storage

Store at -20°C or lower. Aliquot to avoid repeated freezing and thawing.

Precautions

DHX9 Antibody (monoclonal) (M01) is for research use only and not for use in diagnostic or therapeutic procedures.

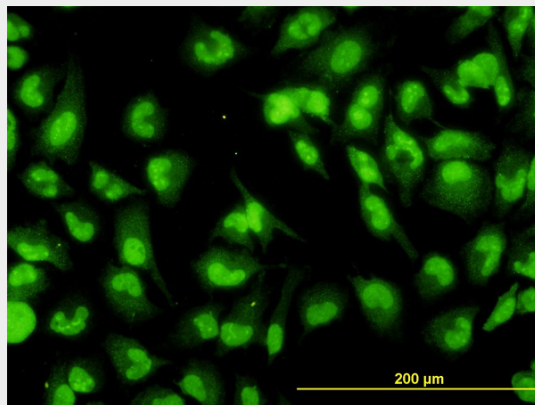
DHX9 Antibody (monoclonal) (M01) - Protocols

Provided below are standard protocols that you may find useful for product applications.

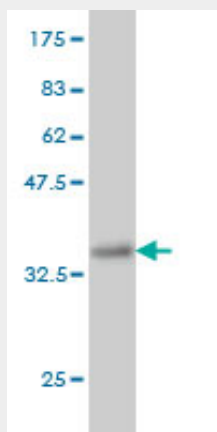
- [Western Blot](#)
- [Blocking Peptides](#)
- [Dot Blot](#)

- [Immunohistochemistry](#)
- [Immunofluorescence](#)
- [Immunoprecipitation](#)
- [Flow Cytometry](#)
- [Cell Culture](#)

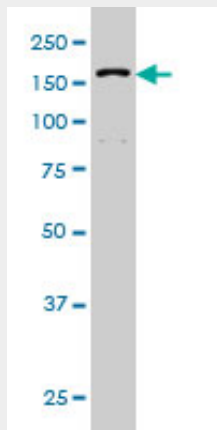
DHX9 Antibody (monoclonal) (M01) - Images



Immunofluorescence of monoclonal antibody to DHX9 on HeLa cell. [antibody concentration 10 ug/ml]

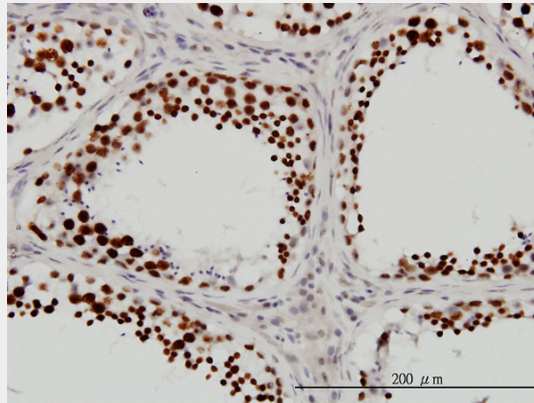


Antibody Reactive Against Recombinant Protein. Western Blot detection against Immunogen (35.64 KDa) .



DHX9 monoclonal antibody (M01), clone 3G7 Western Blot analysis of DHX9 expression in HeLa S3

NE ((Cat # AT1762a)



Immunoperoxidase of monoclonal antibody to DHX9 on formalin-fixed paraffin-embedded human testis. [antibody concentration 3 ug/ml]

DHX9 Antibody (monoclonal) (M01) - Background

This gene encodes a member of the DEAH-containing family of RNA helicases. The encoded protein is an enzyme that catalyzes the ATP-dependent unwinding of double-stranded RNA and DNA-RNA complexes. This protein localizes to both the nucleus and the cytoplasm and functions as a transcriptional regulator. This protein may also be involved in the expression and nuclear export of retroviral RNAs. Alternate splicing results in multiple transcript variants. Pseudogenes of this gene are found on chromosomes 11 and 13.

DHX9 Antibody (monoclonal) (M01) - References

1.Roles of the Linker Region of RNA Helicase A in HIV-1 RNA Metabolism.Xing L, Niu M, Zhao X, Kleiman LPLoS One. 2013 Nov 6;8(11):e78596. doi: 10.1371/journal.pone.0078596.2.Cellular RNA Binding Proteins NS1-BP and hnRNP K Regulate Influenza A Virus RNA Splicing.Tsai PL, Chiou NT, Kuss S, Garcia-Sastre A, Lynch KW, Fontoura BMPLoS Pathog. 2013 Jun;9(6):e1003460. doi: 10.1371/journal.ppat.1003460. Epub 2013 Jun 27.3.In vitro and in vivo analysis of the interaction between RNA helicase A and HIV-1 RNA.Xing L, Niu M, Kleiman L.J Virol. 2012 Sep 26. [Epub ahead of print]4.Coordinate roles of Gag and RNA helicase A in promoting the annealing of tRNALys3 to HIV-1 RNA.Xing L, Liang C, Kleiman L.J Virol. 2010 Nov 24. [Epub ahead of print]5.Functional proteomic analysis of promyelocytic leukaemia nuclear bodies in irradiation-induced MCF-7 cells.Liu J, Song Y, Tian B, Qian J, Dong Y, Liu J, Liu B, Sun Z.J Biochem. 2010 Dec;148(6):659-67. Epub 2010 Sep 7.6.RNA Helicase A Interacts with RISC in Human Cells and Functions in RISC Loading.Robb GB, Rana TM.Mol Cell. 2007 May 25;26(4):523-37.

DHX9 Antibody (monoclonal) (M01) - Citations

- [RNA helicase DHX9 may be a therapeutic target in lung cancer and inhibited by enoxacin.](#)