

DCPS Antibody (monoclonal) (M03)

Mouse monoclonal antibody raised against a full length recombinant DCPS.

Catalog # AT1720a

Specification

DCPS Antibody (monoclonal) (M03) - Product Information

Application	WB, IHC, E
Primary Accession	O96C86
Other Accession	BC014532
Reactivity	Human, Rat
Host	mouse
Clonality	Monoclonal
Isotype	IgG2a Kappa
Calculated MW	38609

DCPS Antibody (monoclonal) (M03) - Additional Information

Gene ID 28960

Other Names

m7GpppX diphosphatase, DCS-1, Decapping scavenger enzyme, Hint-related 7meGMP-directed hydrolase, Histidine triad nucleotide-binding protein 5, Histidine triad protein member 5, HINT-5, Scavenger mRNA-decapping enzyme DcpS, DCPS, DCS1, HINT5

Target/Specificity

DCPS (AAH14532, 1 a.a. ~ 337 a.a) full-length recombinant protein with GST tag. MW of the GST tag alone is 26 KDa.

Dilution

WB~~1:500~1000

Format

Clear, colorless solution in phosphate buffered saline, pH 7.2 .

Storage

Store at -20°C or lower. Aliquot to avoid repeated freezing and thawing.

Precautions

DCPS Antibody (monoclonal) (M03) is for research use only and not for use in diagnostic or therapeutic procedures.

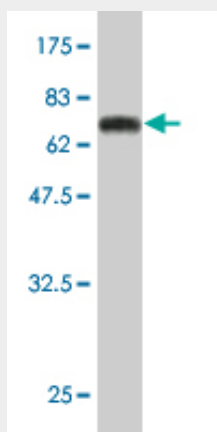
DCPS Antibody (monoclonal) (M03) - Protocols

Provided below are standard protocols that you may find useful for product applications.

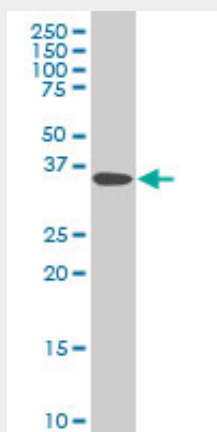
- [Western Blot](#)
- [Blocking Peptides](#)

- [Dot Blot](#)
- [Immunohistochemistry](#)
- [Immunofluorescence](#)
- [Immunoprecipitation](#)
- [Flow Cytometry](#)
- [Cell Culture](#)

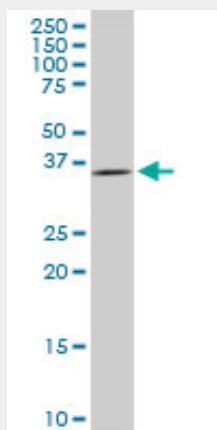
DCPS Antibody (monoclonal) (M03) - Images



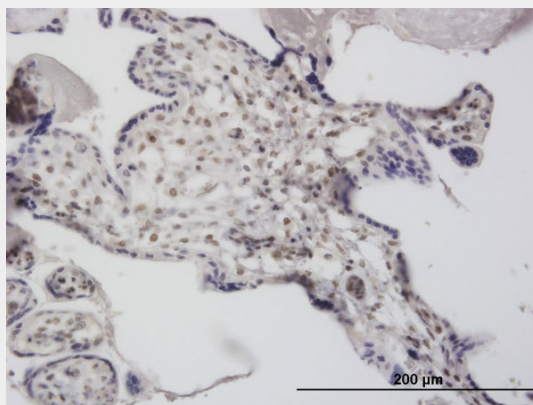
Antibody Reactive Against Recombinant Protein. Western Blot detection against Immunogen (62.81 kDa) .



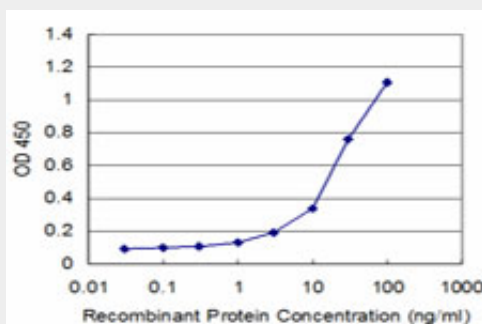
DCPS monoclonal antibody (M03), clone 3E5 Western Blot analysis of DCPS expression in HeLa (Cat # AT1720a)



DCPS monoclonal antibody (M03), clone 3E5. Western Blot analysis of DCPS expression in PC-12((Cat # AT1720a)



Immunoperoxidase of monoclonal antibody to DCPS on formalin-fixed paraffin-embedded human placenta. [antibody concentration 3 ug/ml]



Detection limit for recombinant GST tagged DCPS is approximately 3ng/ml as a capture antibody.

DCPS Antibody (monoclonal) (M03) - References

Proteomic approach to the identification of novel delta-lactoferrin target genes: Characterization of DcpS, an mRNA scavenger decapping enzyme. Mariller C, et al. *Biochimie*, 2009 Jan. PMID 18725266. Mechanistic and kinetic analysis of the DcpS scavenger decapping enzyme. Liu SW, et al. *J Biol Chem*, 2008 Jun 13. PMID 18441014. DcpS scavenger decapping enzyme can modulate pre-mRNA splicing. Shen V, et al. *RNA*, 2008 Jun. PMID 18426921. Role of a novel dual flavin reductase (NR1) and an associated histidine triad protein (DCS-1) in menadione-induced cytotoxicity. Kwa?nicka-Crawford DA, et al. *Biochem Biophys Res Commun*, 2005 Oct 21. PMID 16140270. Crystal structures of human DcpS in ligand-free and m7GDP-bound forms suggest a dynamic mechanism for scavenger mRNA decapping. Chen N, et al. *J Mol Biol*, 2005 Apr 8. PMID 15769464.