

DCPS Antibody (monoclonal) (M02)

Mouse monoclonal antibody raised against a full length recombinant DCPS.

Catalog # AT1719a

Specification

DCPS Antibody (monoclonal) (M02) - Product Information

Application	IF, WB, IHC, E
Primary Accession	O96C86
Other Accession	BC014532
Reactivity	Human, Rat
Host	mouse
Clonality	Monoclonal
Isotype	IgG2b Kappa
Calculated MW	38609

DCPS Antibody (monoclonal) (M02) - Additional Information

Gene ID 28960

Other Names

m7GpppX diphosphatase, DCS-1, Decapping scavenger enzyme, Hint-related 7meGMP-directed hydrolase, Histidine triad nucleotide-binding protein 5, Histidine triad protein member 5, HINT-5, Scavenger mRNA-decapping enzyme DcpS, DCPS, DCS1, HINT5

Target/Specificity

DCPS (AAH14532, 1 a.a. ~ 337 a.a) full-length recombinant protein with GST tag. MW of the GST tag alone is 26 KDa.

Dilution

WB~~1:500~1000

Format

Clear, colorless solution in phosphate buffered saline, pH 7.2 .

Storage

Store at -20°C or lower. Aliquot to avoid repeated freezing and thawing.

Precautions

DCPS Antibody (monoclonal) (M02) is for research use only and not for use in diagnostic or therapeutic procedures.


DCPS Antibody (monoclonal) (M02) - Protocols

Provided below are standard protocols that you may find useful for product applications.

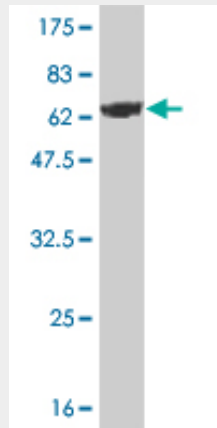
- [Western Blot](#)
- [Blocking Peptides](#)

- [Dot Blot](#)
- [Immunohistochemistry](#)
- [Immunofluorescence](#)
- [Immunoprecipitation](#)
- [Flow Cytometry](#)
- [Cell Culture](#)

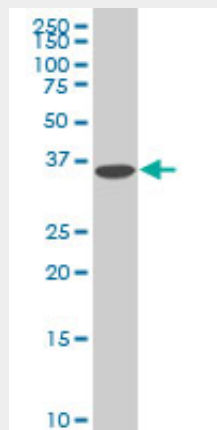
DCPS Antibody (monoclonal) (M02) - Images



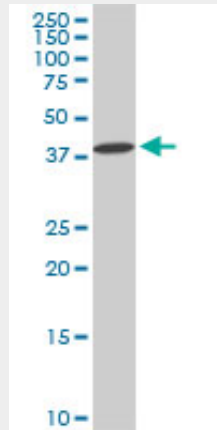
Immunofluorescence of monoclonal antibody to DCPS on HeLa cell. [antibody concentration 10 ug/ml]



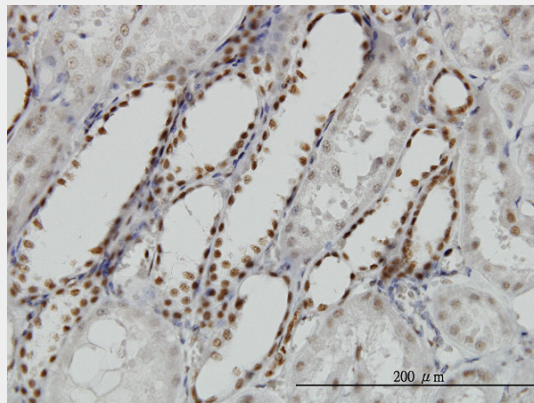
Antibody Reactive Against Recombinant Protein. Western Blot detection against Immunogen (62.81 KDa) .



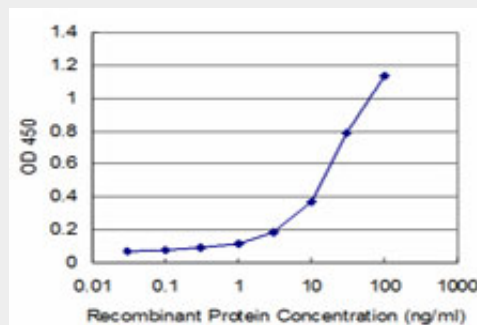
DCPS monoclonal antibody (M02), clone 1G4 Western Blot analysis of DCPS expression in HeLa (Cat # AT1719a)



DCPS monoclonal antibody (M02), clone 1G4. Western Blot analysis of DCPS expression in PC-12((Cat # AT1719a)



Immunoperoxidase of monoclonal antibody to DCPS on formalin-fixed paraffin-embedded human kidney. [antibody concentration 1.5 ug/ml]



Detection limit for recombinant GST tagged DCPS is approximately 3ng/ml as a capture antibody.

DCPS Antibody (monoclonal) (M02) - References

Proteomic approach to the identification of novel delta-lactoferrin target genes: Characterization of DcpS, an mRNA scavenger decapping enzyme. Mariller C, et al. Biochimie, 2009 Jan. PMID 18725266. Mechanistic and kinetic analysis of the DcpS scavenger decapping enzyme. Liu SW, et al. J Biol Chem, 2008 Jun 13. PMID 18441014. DcpS scavenger decapping enzyme can modulate pre-mRNA splicing. Shen V, et al. RNA, 2008 Jun. PMID 18426921. Role of a novel dual flavin reductase (NR1) and an associated histidine triad protein (DCS-1) in menadione-induced cytotoxicity. Kwa?nicka-Crawford DA, et al. Biochem Biophys Res Commun, 2005 Oct 21. PMID

16140270. Crystal structures of human DcpS in ligand-free and m⁷GDP-bound forms suggest a dynamic mechanism for scavenger mRNA decapping. Chen N, et al. J Mol Biol, 2005 Apr 8. PMID 15769464.