

**CROT Antibody (monoclonal) (M01)**

Mouse monoclonal antibody raised against a partial recombinant CROT.

Catalog # AT1630a

**Specification**

---

**CROT Antibody (monoclonal) (M01) - Product Information**

Application	WB
Primary Accession	<a href="#">O9UKG9</a>
Other Accession	<a href="#">NM_021151</a>
Reactivity	Human, Mouse, Rat
Host	mouse
Clonality	Monoclonal
Isotype	IgG1 Kappa
Calculated MW	70178

**CROT Antibody (monoclonal) (M01) - Additional Information**

Gene ID 54677

**Other Names**

Peroxisomal carnitine O-octanoyltransferase, COT, CROT, COT

**Target/Specificity**

CROT (NP\_066974, 2 a.a. ~ 99 a.a) partial recombinant protein with GST tag. MW of the GST tag alone is 26 KDa.

**Dilution**

WB~~1:500~1000

**Format**

Clear, colorless solution in phosphate buffered saline, pH 7.2 .

**Storage**

Store at -20°C or lower. Aliquot to avoid repeated freezing and thawing.

**Precautions**

CROT Antibody (monoclonal) (M01) is for research use only and not for use in diagnostic or therapeutic procedures.

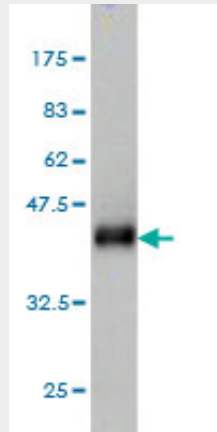
**CROT Antibody (monoclonal) (M01) - Protocols**

Provided below are standard protocols that you may find useful for product applications.

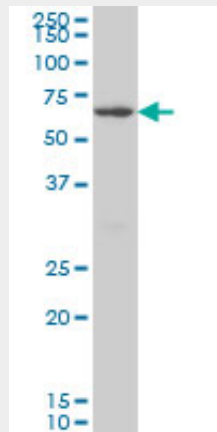
- [Western Blot](#)
- [Blocking Peptides](#)
- [Dot Blot](#)
- [Immunohistochemistry](#)

- [Immunofluorescence](#)
- [Immunoprecipitation](#)
- [Flow Cytometry](#)
- [Cell Culture](#)

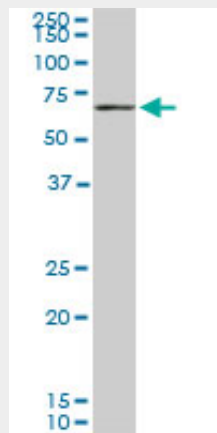
### CROT Antibody (monoclonal) (M01) - Images



Antibody Reactive Against Recombinant Protein. Western Blot detection against Immunogen (36.52 KDa) .

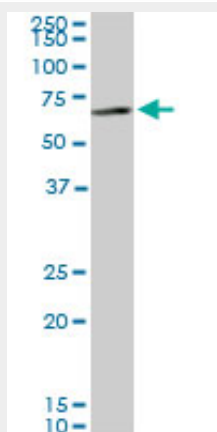


CROT monoclonal antibody (M01), clone 1A6 Western Blot analysis of CROT expression in HeLa (Cat # AT1630a )




CROT monoclonal antibody (M01), clone 1A6. Western Blot analysis of CROT expression in PC-12 (

(Cat # AT1630a )



CROT monoclonal antibody (M01), clone 1A6. Western Blot analysis of CROT expression in Raw 264.7 ( (Cat # AT1630a )



CROT monoclonal antibody (M01), clone 1A6. Western Blot analysis of CROT expression in NIH/3T3 ( (Cat # AT1630a )

### **CROT Antibody (monoclonal) (M01) - Background**

This gene encodes a member of the carnitine/choline acetyltransferase family. The encoded protein converts 4,8-dimethylnonanoyl-CoA to its corresponding carnitine ester. This transesterification occurs in the peroxisome and is necessary for transport of medium- and long-chain acyl-CoA molecules out of the peroxisome to the cytosol and mitochondria. The protein thus plays a role in lipid metabolism and fatty acid beta-oxidation. Alternatively spliced transcript variants have been described.

### **CROT Antibody (monoclonal) (M01) - References**

Personalized smoking cessation: interactions between nicotine dose, dependence and quit-success genotype score. Rose JE, et al. Mol Med, 2010 Jul-Aug. PMID 20379614. In vitro selection of adenine-dependent ribozyme against Tpl2/Cot oncogene. Li YL, et al. FEBS J, 2009 Jan. PMID 19054068. Diversification of transcriptional modulation: large-scale identification and characterization of putative alternative promoters of human genes. Kimura K, et al. Genome Res, 2006 Jan. PMID 16344560. The status, quality, and expansion of the NIH full-length cDNA project: the Mammalian Gene Collection (MGC). Gerhard DS, et al. Genome Res, 2004 Oct. PMID 15489334. Human chromosome 7: DNA sequence and biology. Scherer SW, et al. Science, 2003 May 2. PMID 12690205.