

BAG1 Antibody (monoclonal) (M02)

Mouse monoclonal antibody raised against a partial recombinant BAG1.

Catalog # AT1260a

Specification

BAG1 Antibody (monoclonal) (M02) - Product Information

Application	IF, WB, IHC, E
Primary Accession	O99933
Other Accession	NM_004323
Reactivity	Human, Mouse, Rat
Host	mouse
Clonality	Monoclonal
Isotype	IgG2a Kappa
Calculated MW	38779

BAG1 Antibody (monoclonal) (M02) - Additional Information

Gene ID 573

Other Names

BAG family molecular chaperone regulator 1, BAG-1, Bcl-2-associated athanogene 1, BAG1, HAP

Target/Specificity

BAG1 (NP_004314, 241 a.a. ~ 345 a.a) partial recombinant protein with GST tag. MW of the GST tag alone is 26 KDa.

Dilution

WB~~1:500~1000

Format

Clear, colorless solution in phosphate buffered saline, pH 7.2 .

Storage

Store at -20°C or lower. Aliquot to avoid repeated freezing and thawing.

Precautions

BAG1 Antibody (monoclonal) (M02) is for research use only and not for use in diagnostic or therapeutic procedures.

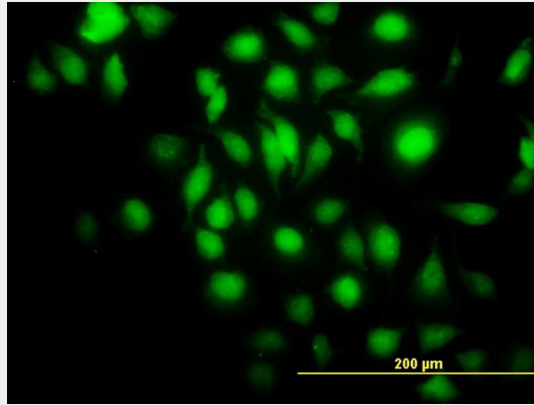
BAG1 Antibody (monoclonal) (M02) - Protocols

Provided below are standard protocols that you may find useful for product applications.

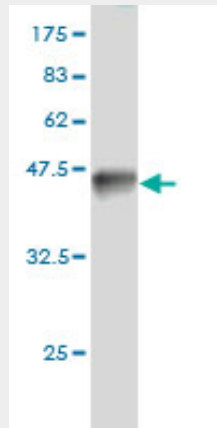
- [Western Blot](#)
- [Blocking Peptides](#)
- [Dot Blot](#)
- [Immunohistochemistry](#)

- [Immunofluorescence](#)
- [Immunoprecipitation](#)
- [Flow Cytometry](#)
- [Cell Culture](#)

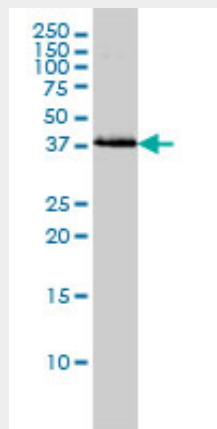
BAG1 Antibody (monoclonal) (M02) - Images



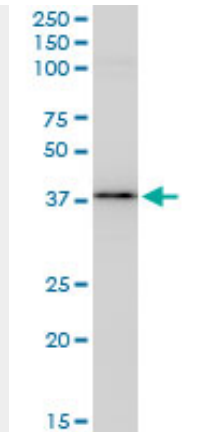
Immunofluorescence of monoclonal antibody to BAG1 on HeLa cell. [antibody concentration 35 ug/ml]



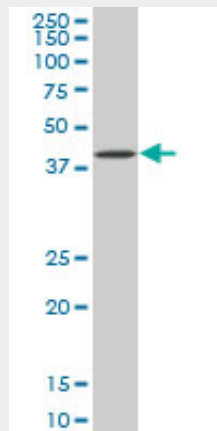
Antibody Reactive Against Recombinant Protein. Western Blot detection against Immunogen (37.29 KDa) .



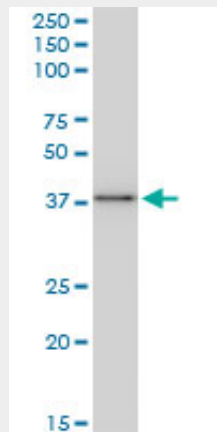
BAG1 monoclonal antibody (M02), clone 2D3 Western Blot analysis of BAG1 expression in HeLa (Cat # AT1260a)



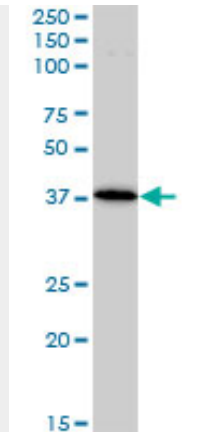
BAG1 monoclonal antibody (M02), clone 2D3. Western Blot analysis of BAG1 expression in PC-12((Cat # AT1260a)



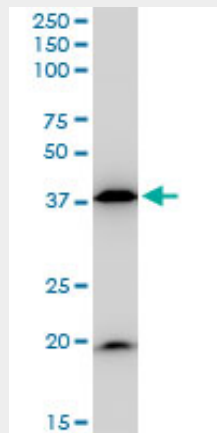
BAG1 monoclonal antibody (M02), clone 2D3. Western Blot analysis of BAG1 expression in LNCaP ((Cat # AT1260a)



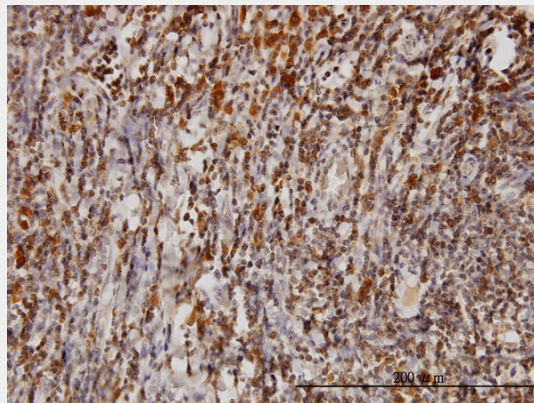
BAG1 monoclonal antibody (M02), clone 2D3. Western Blot analysis of BAG1 expression in Raw 264.7((Cat # AT1260a)



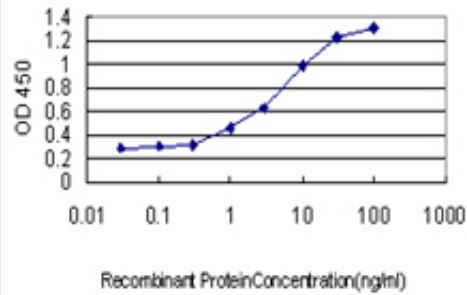
BAG1 monoclonal antibody (M02), clone 2D3. Western Blot analysis of BAG1 expression in Jurkat (Cat # AT1260a)



BAG1 monoclonal antibody (M02), clone 2D3. Western Blot analysis of BAG1 expression in NIH/3T3 (Cat # AT1260a)



Immunoperoxidase of monoclonal antibody to BAG1 on formalin-fixed paraffin-embedded human tonsil. [antibody concentration 3 ug/ml]



Detection limit for recombinant GST tagged BAG1 is approximately 0.03ng/ml as a capture antibody.

BAG1 Antibody (monoclonal) (M02) - Background

The oncogene BCL2 is a membrane protein that blocks a step in a pathway leading to apoptosis or programmed cell death. The protein encoded by this gene binds to BCL2 and is referred to as BCL2-associated athanogene. It enhances the anti-apoptotic effects of BCL2 and represents a link between growth factor receptors and anti-apoptotic mechanisms. Multiple protein isoforms are encoded by this mRNA through the use of a non-AUG (CUG) initiation codon, and three alternative downstream AUG initiation codons. A related pseudogene has been defined on chromosome X.

BAG1 Antibody (monoclonal) (M02) - References

Variation at the NFATC2 Locus Increases the Risk of Thiazolinedione-Induced Edema in the Diabetes REduction Assessment with ramipril and rosiglitazone Medication (DREAM) Study. Bailey SD, et al. Diabetes Care, 2010 Jul 13. PMID 20628086. New genetic associations detected in a host response study to hepatitis B vaccine. Davila S, et al. Genes Immun, 2010 Apr. PMID 20237496. BAG1 restores formation of functional DJ-1 L166P dimers and DJ-1 chaperone activity. Deeg S, et al. J Cell Biol, 2010 Feb 22. PMID 20156966. Nuclear or cytoplasmic localization of Bag-1 distinctly correlates with pathologic behavior and outcome of gastric carcinomas. Zheng HC, et al. Hum Pathol, 2010 May. PMID 20096920. Gene-centric association signals for lipids and apolipoproteins identified via the HumanCVD BeadChip. Talmud PJ, et al. Am J Hum Genet, 2009 Nov. PMID 19913121.