

ARMCX3 Antibody (monoclonal) (M01)

Mouse monoclonal antibody raised against a partial recombinant ARM CX3.

Catalog # AT1198a

Specification

ARMCX3 Antibody (monoclonal) (M01) - Product Information

Application	WB, E
Primary Accession	O9UH62
Other Accession	NM_016607
Reactivity	Human
Host	mouse
Clonality	Monoclonal
Isotype	IgG2a Kappa
Calculated MW	42501

ARMCX3 Antibody (monoclonal) (M01) - Additional Information

Gene ID 51566

Other Names

Armadillo repeat-containing X-linked protein 3, ARM protein lost in epithelial cancers on chromosome X 3, Protein ALEX3, ARM CX3, ALEX3

Target/Specificity

ARM CX3 (NP_057691, 278 a.a. ~ 379 a.a) partial recombinant protein with GST tag. MW of the GST tag alone is 26 KDa.

Dilution

WB ~ ~ 1:500 ~ 1000

Format

Clear, colorless solution in phosphate buffered saline, pH 7.2 .

Storage

Store at -20°C or lower. Aliquot to avoid repeated freezing and thawing.

Precautions

ARM CX3 Antibody (monoclonal) (M01) is for research use only and not for use in diagnostic or therapeutic procedures.

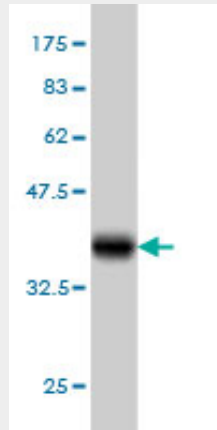
ARMCX3 Antibody (monoclonal) (M01) - Protocols

Provided below are standard protocols that you may find useful for product applications.

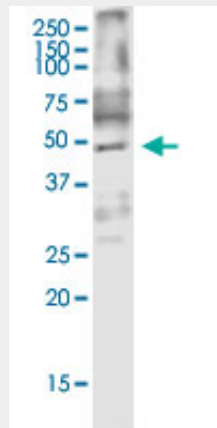
- [Western Blot](#)
- [Blocking Peptides](#)
- [Dot Blot](#)

- [Immunohistochemistry](#)
- [Immunofluorescence](#)
- [Immunoprecipitation](#)
- [Flow Cytometry](#)
- [Cell Culture](#)

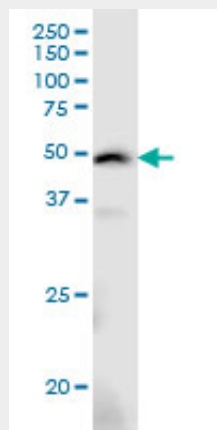
ARMCX3 Antibody (monoclonal) (M01) - Images



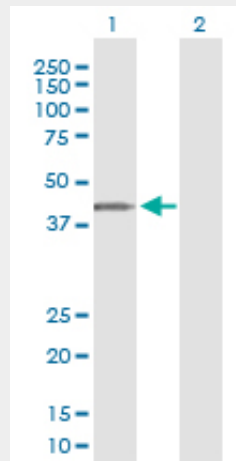
Antibody Reactive Against Recombinant Protein. Western Blot detection against Immunogen (36.96 kDa) .



ARMCX3 monoclonal antibody (M01), clone 2G3. Western Blot analysis of ARMCX3 expression in U-2 OS.

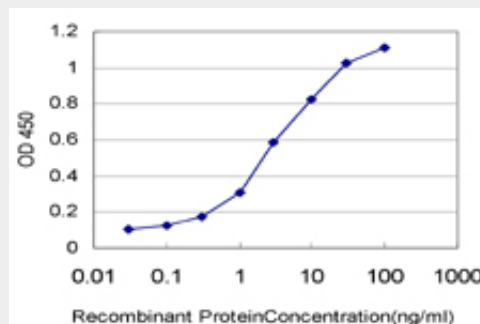


ARMCX3 monoclonal antibody (M01), clone 2G3. Western Blot analysis of ARMCX3 expression in Hela S3 NE.



Western Blot analysis of ARMCX3 expression in transfected 293T cell line by ARMCX3 monoclonal antibody (M01), clone 2G3.

Lane 1: ARMCX3 transfected lysate (Predicted MW: 42.5 KDa).
Lane 2: Non-transfected lysate.



Detection limit for recombinant GST tagged ARMCX3 is approximately 0.1ng/ml as a capture antibody.

ARMCX3 Antibody (monoclonal) (M01) - Background

This gene encodes a member of the ALEX family of proteins which may play a role in tumor suppression. The encoded protein contains a potential N-terminal transmembrane domain and a single Armadillo (arm) repeat. Other proteins containing the arm repeat are involved in development, maintenance of tissue integrity, and tumorigenesis. This gene is closely localized with other family members on the X chromosome. Three transcript variants encoding the same protein have been identified for this gene.

ARMCX3 Antibody (monoclonal) (M01) - References

The armadillo repeat-containing protein, ARMCX3, physically and functionally interacts with the developmental regulatory factor Sox10. Mou Z, et al. J Biol Chem, 2009 May 15. PMID 19304657. Toward a confocal subcellular atlas of the human proteome. Barbe L, et al. Mol Cell Proteomics, 2008 Mar. PMID 18029348. Systematic analysis of the protein interaction network for the human transcription machinery reveals the identity of the 7SK capping enzyme. Jeronimo C, et al. Mol Cell, 2007 Jul 20. PMID 17643375. Global, in vivo, and site-specific phosphorylation dynamics in signaling networks. Olsen JV, et al. Cell, 2006 Nov 3. PMID 17081983. A human protein-protein

interaction network: a resource for annotating the proteome. Stelzl U, et al. Cell, 2005 Sep 23. PMID 16169070.