

ARID1B Antibody (monoclonal) (M01)

Mouse monoclonal antibody raised against a partial recombinant ARID1B.

Catalog # AT1189a

Specification

ARID1B Antibody (monoclonal) (M01) - Product Information

Application	IF, WB, IHC, E
Primary Accession	Q8NFD5
Other Accession	NM_017519
Reactivity	Human
Host	Mouse
Clonality	Monoclonal
Isotype	IgG2b Kappa
Calculated MW	243943

ARID1B Antibody (monoclonal) (M01) - Additional Information

Gene ID 57492

Other Names

AT-rich interactive domain-containing protein 1B, ARID domain-containing protein 1B, BRG1-associated factor 250b, BAF250B, BRG1-binding protein hELD/OSA1, Osa homolog 2, hOsa2, p250R, ARID1B, BAF250B, DAN15, KIAA1235, OSA2

Target/Specificity

ARID1B (NP_059989, 1364 a.a. ~ 1460 a.a) partial recombinant protein with GST tag. MW of the GST tag alone is 26 KDa.

Dilution

WB~~1:500~1000

Format

Clear, colorless solution in phosphate buffered saline, pH 7.2 .

Storage

Store at -20°C or lower. Aliquot to avoid repeated freezing and thawing.

Precautions

ARID1B Antibody (monoclonal) (M01) is for research use only and not for use in diagnostic or therapeutic procedures.

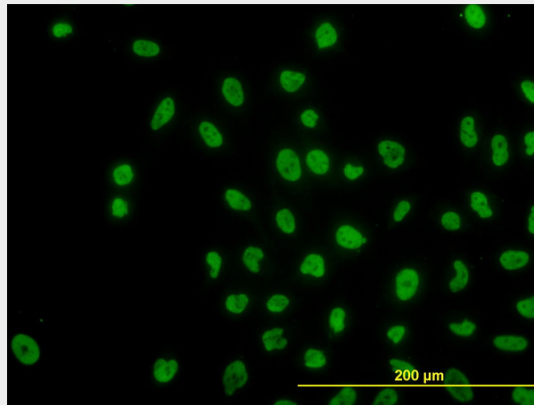
ARID1B Antibody (monoclonal) (M01) - Protocols

Provided below are standard protocols that you may find useful for product applications.

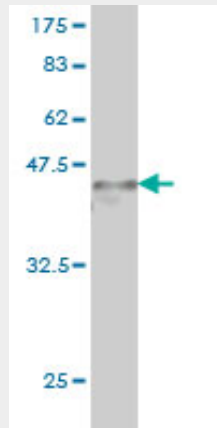
- [Western Blot](#)
- [Blocking Peptides](#)

- [Dot Blot](#)
- [Immunohistochemistry](#)
- [Immunofluorescence](#)
- [Immunoprecipitation](#)
- [Flow Cytometry](#)
- [Cell Culture](#)

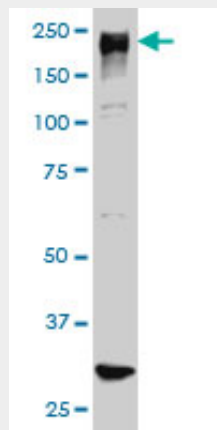
ARID1B Antibody (monoclonal) (M01) - Images



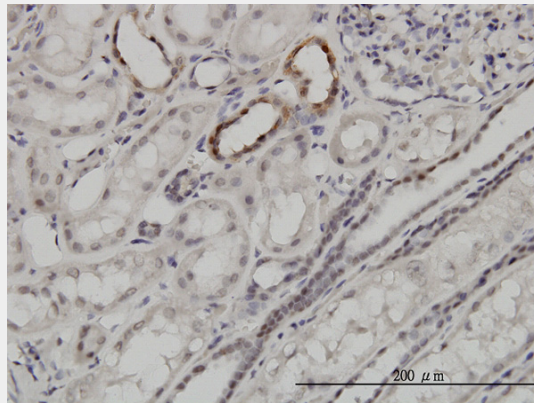
Immunofluorescence of monoclonal antibody to ARID1B on HeLa cell. [antibody concentration 10 ug/ml]



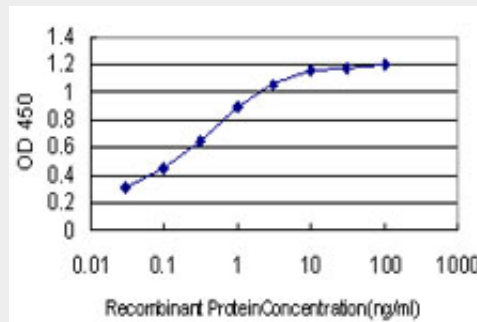
Antibody Reactive Against Recombinant Protein. Western Blot detection against Immunogen (36.41 KDa) .



ARID1B monoclonal antibody (M01), clone 2D2 Western Blot analysis of ARID1B expression in Hela S3 NE ((Cat # AT1189a)



Immunoperoxidase of monoclonal antibody to ARID1B on formalin-fixed paraffin-embedded human kidney. [antibody concentration 3 ug/ml]



Detection limit for recombinant GST tagged ARID1B is approximately 0.03ng/ml as a capture antibody.

ARID1B Antibody (monoclonal) (M01) - References

Generalist genes analysis of DNA markers associated with mathematical ability and disability reveals shared influence across ages and abilities. Docherty SJ, et al. BMC Genet, 2010 Jul 5. PMID 20602751. Personalized smoking cessation: interactions between nicotine dose, dependence and quit-success genotype score. Rose JE, et al. Mol Med, 2010 Jul-Aug. PMID 20379614. Genome-wide interrogation of germline genetic variation associated with treatment response in childhood acute lymphoblastic leukemia. Yang JJ, et al. JAMA, 2009 Jan 28. PMID 19176441. Toward a confocal subcellular atlas of the human proteome. Barbe L, et al. Mol Cell Proteomics, 2008 Mar. PMID 18029348. Distinct mammalian SWI/SNF chromatin remodeling complexes with opposing roles in cell-cycle control. Nagl NG Jr, et al. EMBO J, 2007 Feb 7. PMID 17255939.

ARID1B Antibody (monoclonal) (M01) - Citations

- [ARID1A spatially partitions interphase chromosomes.](#)
- [SWI/SNF catalytic subunits' switch drives resistance to EZH2 inhibitors in ARID1A-mutated cells.](#)
- [SWI/SNF factors required for cellular resistance to DNA damage include ARID1A and ARID1B and show interdependent protein stability.](#)