

ANP32A Antibody (monoclonal) (M01)

Mouse monoclonal antibody raised against a full length recombinant ANP32A.

Catalog # AT1145a

Specification

ANP32A Antibody (monoclonal) (M01) - Product Information

Application	IF, WB, IHC
Primary Accession	P39687
Other Accession	BC007200
Reactivity	Human
Host	mouse
Clonality	Monoclonal
Isotype	IgG1 Kappa
Calculated MW	28585

ANP32A Antibody (monoclonal) (M01) - Additional Information

Gene ID 8125

Other Names

Acidic leucine-rich nuclear phosphoprotein 32 family member A, Acidic nuclear phosphoprotein pp32, pp32, Leucine-rich acidic nuclear protein, LANP, Mapmodulin, Potent heat-stable protein phosphatase 2A inhibitor I1PP2A, Putative HLA-DR-associated protein I, PHAPI, ANP32A, C15orf1, LANP, MAPM, PHAP1

Target/Specificity

ANP32A (AAH07200, 1 a.a. ~ 249 a.a) full-length recombinant protein with GST tag. MW of the GST tag alone is 26 KDa.

Dilution

WB~~1:500~1000

Format

Clear, colorless solution in phosphate buffered saline, pH 7.2 .

Storage

Store at -20°C or lower. Aliquot to avoid repeated freezing and thawing.

Precautions

ANP32A Antibody (monoclonal) (M01) is for research use only and not for use in diagnostic or therapeutic procedures.

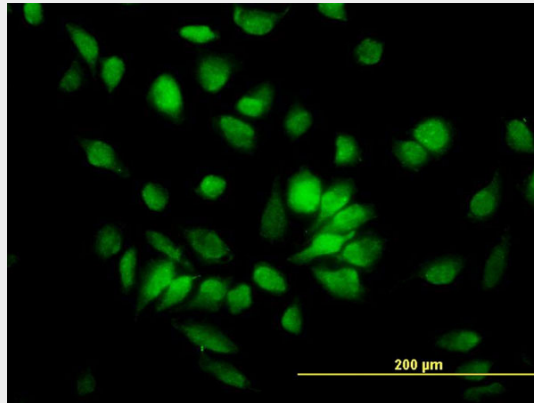
ANP32A Antibody (monoclonal) (M01) - Protocols

Provided below are standard protocols that you may find useful for product applications.

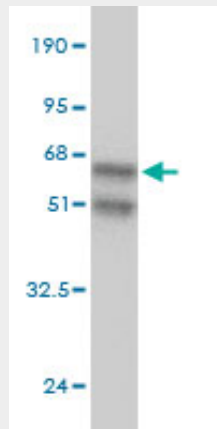
- [Western Blot](#)

- [Blocking Peptides](#)
- [Dot Blot](#)
- [Immunohistochemistry](#)
- [Immunofluorescence](#)
- [Immunoprecipitation](#)
- [Flow Cytometry](#)
- [Cell Culture](#)

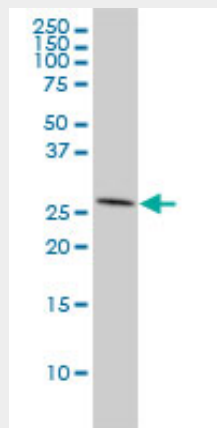
ANP32A Antibody (monoclonal) (M01) - Images



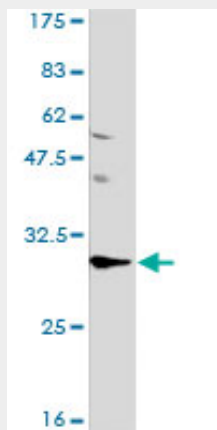
Immunofluorescence of monoclonal antibody to ANP32A on HeLa cell. [antibody concentration 10 ug/ml]



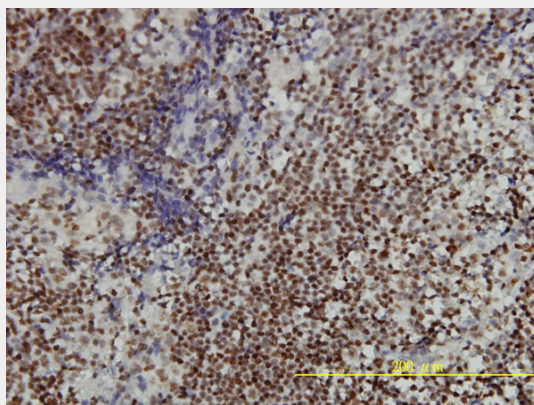
Antibody Reactive Against Recombinant Protein. Western Blot detection against Immunogen (53.13 KDa) .



ANP32A monoclonal antibody (M01), clone 2G11-4A5 Western Blot analysis of ANP32A expression in Hela ((Cat # AT1145a)



ANP32A monoclonal antibody (M01), clone 2G11-4A5. Western Blot analysis of ANP32A expression in Daudi ((Cat # AT1145a)



Immunoperoxidase of monoclonal antibody to ANP32A on formalin-fixed paraffin-embedded human tonsil tissue. [antibody concentration 3 ug/ml]

ANP32A Antibody (monoclonal) (M01) - References

- 1.Foamy viral nuclear RNA-export is distinct from other retroviruses.Bodem J, Schied T, Gabriel R, Rammling M, Rethwilm A.J Virol. 2010 Dec 15. [Epub ahead of print]
- 2.Quantitative nano-proteomics for protein complexes (QNanoPX) related to estrogen transcriptional action.Cheng PC, Chang HK, Chen SH.Mol Cell Proteomics. 2009 Oct 5. [Epub ahead of print]