

ALF Antibody (monoclonal) (M04)
Mouse monoclonal antibody raised against a partial recombinant ALF.
Catalog # AT1118a

Specification

ALF Antibody (monoclonal) (M04) - Product Information

Application	WB, E
Primary Accession	O9UNN4
Other Accession	NM_006872
Reactivity	Human, Rat
Host	mouse
Clonality	Monoclonal
Isotype	IgG2b Kappa
Calculated MW	52444

ALF Antibody (monoclonal) (M04) - Additional Information

Gene ID 11036

Other Names

TFIIA-alpha and beta-like factor, General transcription factor II A, 1-like factor, GTF2A1L, ALF, GTF2A1LF

Target/Specificity

ALF (NP_006863, 251 a.a. ~ 348 a.a) partial recombinant protein with GST tag. MW of the GST tag alone is 26 KDa.

Dilution

WB~~1:500~1000

Format

Clear, colorless solution in phosphate buffered saline, pH 7.2 .

Storage

Store at -20°C or lower. Aliquot to avoid repeated freezing and thawing.

Precautions

ALF Antibody (monoclonal) (M04) is for research use only and not for use in diagnostic or therapeutic procedures.

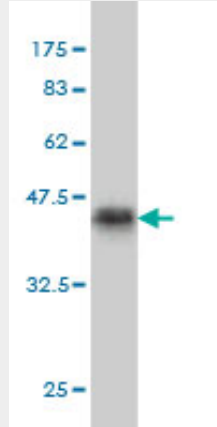
ALF Antibody (monoclonal) (M04) - Protocols

Provided below are standard protocols that you may find useful for product applications.

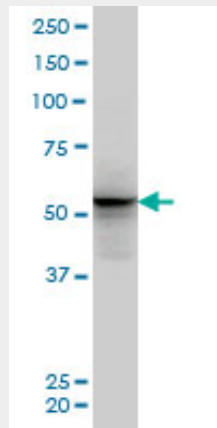
- [Western Blot](#)
- [Blocking Peptides](#)
- [Dot Blot](#)

- [Immunohistochemistry](#)
- [Immunofluorescence](#)
- [Immunoprecipitation](#)
- [Flow Cytometry](#)
- [Cell Culture](#)

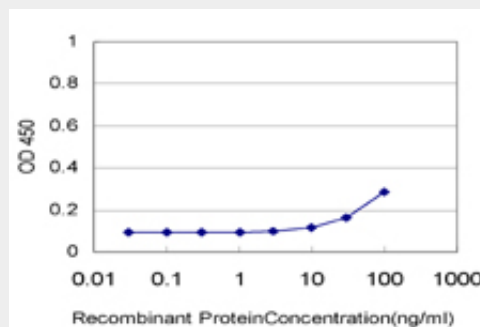
ALF Antibody (monoclonal) (M04) - Images



Antibody Reactive Against Recombinant Protein. Western Blot detection against Immunogen (36.52 KDa) .



ALF monoclonal antibody (M04), clone 5B9 Western Blot analysis of ALF expression in PC-12 (Cat # AT1118a)



Detection limit for recombinant GST tagged ALF is approximately 10ng/ml as a capture antibody.

ALF Antibody (monoclonal) (M04) - Background

The assembly and stability of the RNA polymerase II transcription pre-initiation complex on a eukaryotic core promoter involve the effects of TFIIA on the interaction between TATA-binding protein (TBP) and DNA. This gene encodes a germ cell-specific counterpart of the large (alpha/beta) subunit of general transcription factor TFIIA that is able to stabilize the binding of TBP to DNA and may be uniquely important to testis biology. Alternative splicing for this locus has been observed and two variants, encoding distinct isoforms, have been identified. Co-transcription of this gene and the neighboring upstream gene generates a rare transcript (SALF), which encodes a fusion protein comprised of sequence sharing identity with each individual gene product.

ALF Antibody (monoclonal) (M04) - References

Personalized smoking cessation: interactions between nicotine dose, dependence and quit-success genotype score. Rose JE, et al. *Mol Med*, 2010 Jul-Aug. PMID 20379614. Regulatory factor interactions and somatic silencing of the germ cell-specific ALF gene. Kim M, et al. *J Biol Chem*, 2006 Nov 10. PMID 16966320. Transcription Factor IIA tau is associated with undifferentiated cells and its gene expression is repressed in primary neurons at the chromatin level in vivo. Howe ML, et al. *Stem Cells Dev*, 2006 Apr. PMID 16646664. Involvement of ALF in human spermatogenesis and male infertility. Huang M, et al. *Int J Mol Med*, 2006 Apr. PMID 16525715. The status, quality, and expansion of the NIH full-length cDNA project: the Mammalian Gene Collection (MGC). Gerhard DS, et al. *Genome Res*, 2004 Oct. PMID 15489334.