

**ACOX2 Antibody (monoclonal) (M01)**

Mouse monoclonal antibody raised against a partial recombinant ACOX2.

Catalog # AT1027a

**Specification**

---

**ACOX2 Antibody (monoclonal) (M01) - Product Information**

Application	WB, E
Primary Accession	<a href="#">O99424</a>
Other Accession	<a href="#">NM_003500</a>
Reactivity	Human
Host	mouse
Clonality	Monoclonal
Isotype	IgG1 Kappa
Calculated MW	76827

**ACOX2 Antibody (monoclonal) (M01) - Additional Information**

Gene ID 8309

**Other Names**

Peroxisomal acyl-coenzyme A oxidase 2, 3-alpha, 7-alpha,  
12-alpha-trihydroxy-5-beta-cholestanoyl-CoA 24-hydroxylase, 3-alpha, 7-alpha,  
12-alpha-trihydroxy-5-beta-cholestanoyl-CoA oxidase, Trihydroxycoprostanoyl-CoA oxidase,  
THCA-CoA oxidase, THCCox, ACOX2

**Target/Specificity**

ACOX2 (NP\_003491, 582 a.a. ~ 681 a.a) partial recombinant protein with GST tag. MW of the GST tag alone is 26 KDa.

**Dilution**

WB~~1:500~1000

**Format**

Clear, colorless solution in phosphate buffered saline, pH 7.2 .

**Storage**

Store at -20°C or lower. Aliquot to avoid repeated freezing and thawing.

**Precautions**

ACOX2 Antibody (monoclonal) (M01) is for research use only and not for use in diagnostic or therapeutic procedures.

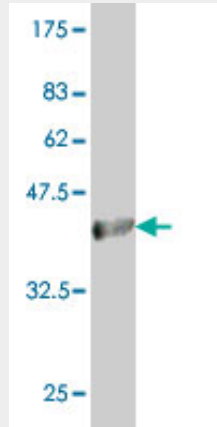
**ACOX2 Antibody (monoclonal) (M01) - Protocols**

Provided below are standard protocols that you may find useful for product applications.

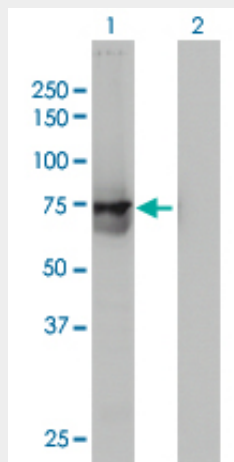
- [Western Blot](#)

- [Blocking Peptides](#)
- [Dot Blot](#)
- [Immunohistochemistry](#)
- [Immunofluorescence](#)
- [Immunoprecipitation](#)
- [Flow Cytometry](#)
- [Cell Culture](#)

### ACOX2 Antibody (monoclonal) (M01) - Images



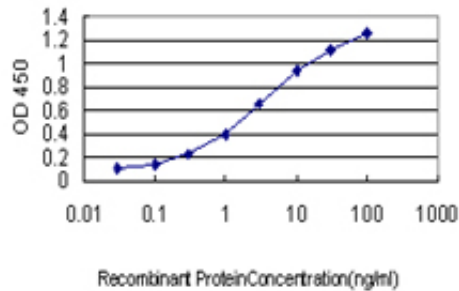
Antibody Reactive Against Recombinant Protein. Western Blot detection against Immunogen (36.74 KDa) .



Western Blot analysis of ACOX2 expression in transfected 293T cell line by ACOX2 monoclonal antibody (M01), clone 1D1.

Lane 1: ACOX2 transfected lysate(77 KDa).

Lane 2: Non-transfected lysate.



Detection limit for recombinant GST tagged ACOX2 is approximately 0.03ng/ml as a capture antibody.

### **ACOX2 Antibody (monoclonal) (M01) - Background**

The product of this gene belongs to the acyl-CoA oxidase family. It encodes the branched-chain acyl-CoA oxidase which is involved in the degradation of long branched fatty acids and bile acid intermediates in peroxisomes. Deficiency of this enzyme results in the accumulation of branched fatty acids and bile acid intermediates, and may lead to Zellweger syndrome, severe mental retardation, and death in children.

### **ACOX2 Antibody (monoclonal) (M01) - References**

Personalized smoking cessation: interactions between nicotine dose, dependence and quit-success genotype score. Rose JE, et al. *Mol Med*, 2010 Jul-Aug. PMID 20379614. The status, quality, and expansion of the NIH full-length cDNA project: the Mammalian Gene Collection (MGC). Gerhard DS, et al. *Genome Res*, 2004 Oct. PMID 15489334. Generation and initial analysis of more than 15,000 full-length human and mouse cDNA sequences. Strausberg RL, et al. *Proc Natl Acad Sci U S A*, 2002 Dec 24. PMID 12477932. Assignment of the human peroxisomal branched-chain acyl-CoA oxidase gene to chromosome 3p21.1-p14.2 by rodent/human somatic cell hybridization. Moghrabi NN, et al. *Biochem Biophys Res Commun*, 1997 Feb 24. PMID 9070889. Mammalian peroxisomal acyl-CoA oxidases. III. Molecular characterization of human branched chain fatty acyl-CoA oxidase. Baumgart E, et al. *Ann N Y Acad Sci*, 1996 Dec 27. PMID 8993592.