

ABCC4 Antibody (monoclonal) (M03)

Mouse monoclonal antibody raised against a partial recombinant ABCC4.

Catalog # AT1006a

Specification

ABCC4 Antibody (monoclonal) (M03) - Product Information

Application	WB, IHC, E
Primary Accession	O15439
Other Accession	BC041560
Reactivity	Human
Host	Mouse
Clonality	Monoclonal
Isotype	IgG1 Kappa
Calculated MW	149527

ABCC4 Antibody (monoclonal) (M03) - Additional Information

Gene ID 10257

Other Names

Multidrug resistance-associated protein 4, ATP-binding cassette sub-family C member 4, MRP/cMOAT-related ABC transporter, Multi-specific organic anion transporter B, MOAT-B, ABCC4, MRP4

Target/Specificity

ABCC4 (AAH41560, 1 a.a. ~ 110 a.a) partial recombinant protein with GST tag. MW of the GST tag alone is 26 KDa.

Dilution

WB~~1:500~1000

Format

Clear, colorless solution in phosphate buffered saline, pH 7.2 .

Storage

Store at -20°C or lower. Aliquot to avoid repeated freezing and thawing.

Precautions

ABCC4 Antibody (monoclonal) (M03) is for research use only and not for use in diagnostic or therapeutic procedures.

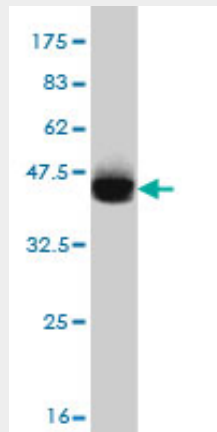
ABCC4 Antibody (monoclonal) (M03) - Protocols

Provided below are standard protocols that you may find useful for product applications.


- [Western Blot](#)
- [Blocking Peptides](#)

- [Dot Blot](#)
- [Immunohistochemistry](#)
- [Immunofluorescence](#)
- [Immunoprecipitation](#)
- [Flow Cytometry](#)
- [Cell Culture](#)

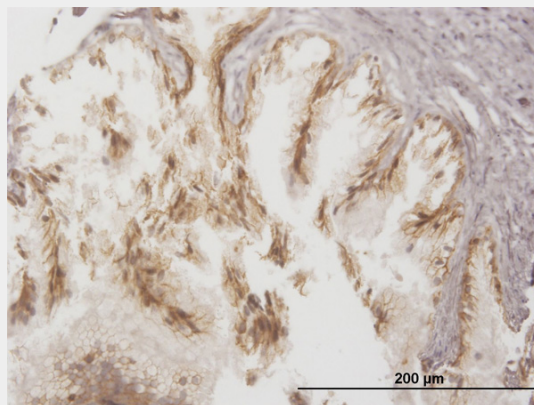
ABCC4 Antibody (monoclonal) (M03) - Images



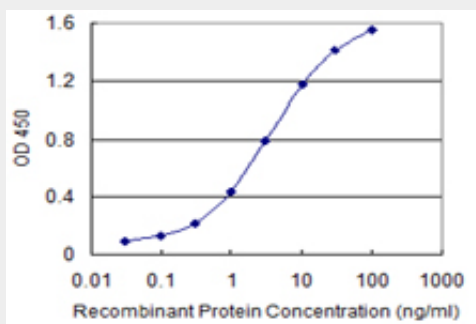
Antibody Reactive Against Recombinant Protein. Western Blot detection against Immunogen (37.73 kDa) .



ABCC4 monoclonal antibody (M03), clone 1B2 Western Blot analysis of ABCC4 expression in Hela S3 NE ((Cat # AT1006a)



Immunoperoxidase of monoclonal antibody to ABCC4 on formalin-fixed paraffin-embedded human prostate. [antibody concentration 3 ug/ml]



Detection limit for recombinant GST tagged ABCC4 is 0.03 ng/ml as a capture antibody.

ABCC4 Antibody (monoclonal) (M03) - Background

The protein encoded by this gene is a member of the superfamily of ATP-binding cassette (ABC) transporters. ABC proteins transport various molecules across extra- and intra-cellular membranes. ABC genes are divided into seven distinct subfamilies (ABC1, MDR/TAP, MRP, ALD, OABP, GCN20, White). This protein is a member of the MRP subfamily which is involved in multi-drug resistance. The specific function of this protein has not yet been determined; however, this protein may play a role in cellular detoxification as a pump for its substrate, organic anions. Alternative splicing results in multiple splice variants encoding different isoforms.

ABCC4 Antibody (monoclonal) (M03) - References

Variation at the NFATC2 Locus Increases the Risk of Thiazolidinedione-Induced Edema in the Diabetes REduction Assessment with ramipril and rosiglitazone Medication (DREAM) Study. Bailey SD, et al. *Diabetes Care*, 2010 Jul 13. PMID 20628086. A Japanese-specific allele in the GALNT11 gene. Yuasa I, et al. *Leg Med (Tokyo)*, 2010 Jul. PMID 20547088. Aryl hydrocarbon receptor and NF-E2-related factor 2 are key regulators of human MRP4 expression. Xu S, et al. *Am J Physiol Gastrointest Liver Physiol*, 2010 Jul. PMID 20395535. The multidrug-resistance protein 4 polymorphism is a new factor accounting for thiopurine sensitivity in Japanese patients with inflammatory bowel disease. Ban H, et al. *J Gastroenterol*, 2010 Apr 15. PMID 20393862. Personalized smoking cessation: interactions between nicotine dose, dependence and quit-success genotype score. Rose JE, et al. *Mol Med*, 2010 Jul-Aug. PMID 20379614.