

TRIM25 Antibody
Catalog # ASC10576**Specification****TRIM25 Antibody - Product Information**

Application	WB, ICC, IF
Primary Accession	O14258
Other Accession	NP_005073 , 68160937
Reactivity	Human, Mouse
Host	Rabbit
Clonality	Polyclonal
Isotype	IgG
Application Notes	TRIM25 antibody can be used for detection of TRIM25 by Western blot at 1 µg/mL. Antibody can also be used for immunocytochemistry starting at 20 µg/mL. For immunofluorescence start at 20 µg/mL.

TRIM25 Antibody - Additional Information

Gene ID	7706
Target/Specificity	TRIM25;

Reconstitution & Storage

TRIM25 antibody can be stored at 4°C for three months and -20°C, stable for up to one year. As with all antibodies care should be taken to avoid repeated freeze thaw cycles. Antibodies should not be exposed to prolonged high temperatures.

Precautions

TRIM25 Antibody is for research use only and not for use in diagnostic or therapeutic procedures.

TRIM25 Antibody - Protein Information

Name TRIM25

Synonyms EFP {ECO:0000303|PubMed:8248217}, RNF147

Function

Functions as a ubiquitin E3 ligase and as an ISG15 E3 ligase (PubMed:16352599). Involved in innate immune defense against viruses by mediating ubiquitination of RIGI and IFIH1 (PubMed:17392790, PubMed:29357390, PubMed:30193849, PubMed:31710640, PubMed:33849980, PubMed:<a

[36045682](http://www.uniprot.org/citations/36045682)). Mediates 'Lys-63'-linked polyubiquitination of the RIGI N-terminal CARD-like region and may play a role in signal transduction that leads to the production of interferons in response to viral infection (PubMed: [17392790](http://www.uniprot.org/citations/17392790)), PubMed: [23950712](http://www.uniprot.org/citations/23950712)). Mediates 'Lys-63'-linked polyubiquitination of IFIH1 (PubMed: [30193849](http://www.uniprot.org/citations/30193849)). Promotes ISGylation of 14-3-3 sigma (SFN), an adapter protein implicated in the regulation of a large spectrum signaling pathway (PubMed: [16352599](http://www.uniprot.org/citations/16352599), PubMed: [17069755](http://www.uniprot.org/citations/17069755)). Mediates estrogen action in various target organs (PubMed: [22452784](http://www.uniprot.org/citations/22452784)). Mediates the ubiquitination and subsequent proteasomal degradation of ZFHX3 (PubMed: [22452784](http://www.uniprot.org/citations/22452784)). Plays a role in promoting the restart of stalled replication forks via interaction with the KHDC3L-OOEP scaffold and subsequent ubiquitination of BLM, resulting in the recruitment and retention of BLM at DNA replication forks (By similarity). Plays an essential role in the antiviral activity of ZAP/ZC3HAV1; an antiviral protein which inhibits the replication of certain viruses. Mechanistically, mediates 'Lys-63'-linked polyubiquitination of ZAP/ZC3HAV1 that is required for its optimal binding to target mRNA (PubMed: [28060952](http://www.uniprot.org/citations/28060952), PubMed: [28202764](http://www.uniprot.org/citations/28202764)). Mediates also the ubiquitination of various substrates implicated in stress granule formation, nonsense-mediated mRNA decay, nucleoside synthesis and mRNA translation and stability (PubMed: [36067236](http://www.uniprot.org/citations/36067236)).

Cellular Location

Cytoplasm. Cytoplasm, Stress granule. Nucleus {ECO:0000250|UniProtKB:Q61510}

Tissue Location

Expressed in breast tumors (at protein level). Ubiquitous.

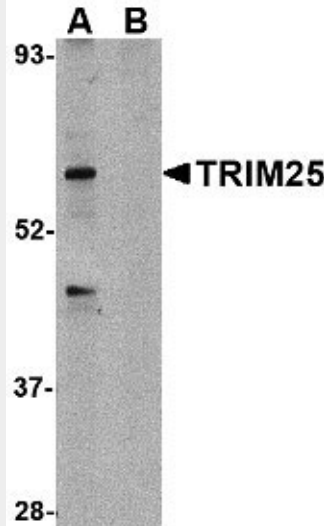
TRIM25 Antibody - Protocols

Provided below are standard protocols that you may find useful for product applications.

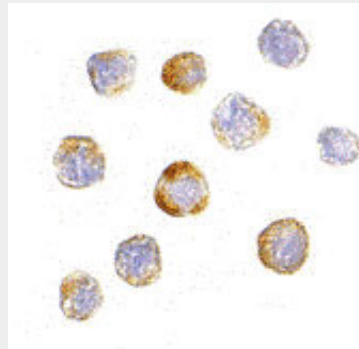
- [Western Blot](#)
- [Blocking Peptides](#)
- [Dot Blot](#)
- [Immunohistochemistry](#)
- [Immunofluorescence](#)
- [Immunoprecipitation](#)
- [Flow Cytometry](#)
- [Cell Culture](#)

TRIM25 Antibody - Images

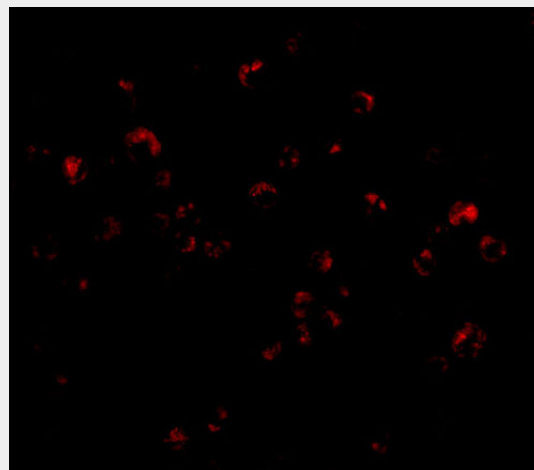




Western blot analysis of TRIM25 in HeLa cell lysate in (A) the absence and (B) presence of blocking peptide with TRIM25 antibody at 1 $\mu\text{g}/\text{mL}$.



Immunocytochemistry of TRIM25 in HeLa cells with TRIM25 antibody at 20 $\mu\text{g}/\text{mL}$.



Immunofluorescence of TRIM25 in HeLa cells with TRIM25 antibody at 20 $\mu\text{g}/\text{mL}$.

TRIM25 Antibody - Background

TRIM25 Antibody: TRIM25, also known as estrogen responsive finger protein (EFP) is a member of the RING finger-B box-coiled coil family and is a downstream target of estrogen receptor α . Mice lacking this gene displayed an underdeveloped uterus and reduced estrogen responsiveness demonstrating that this protein is essential for estrogen dependent proliferation. TRIM25 expression is increased in breast carcinoma where it promotes the growth of breast tumor by functioning as an

E3 ubiquitin ligase that targets the negative cell cycle checkpoint 14-3-3s. Recent reports have indicated that TRIM25 E3 ubiquitin ligase is essential for the retinoic-acid-inducible gene 1 (RIG-1) signaling pathway to elicit host antiviral innate immunity.

TRIM25 Antibody - References

Inoue S, Orimo A, Hosoi T, et al. Genomic binding-site cloning reveals an estrogen-responsive gene that encodes a RING finger protein. Proc. Natl. Acad. Sci. USA1993; 111:17-20.

Orimo A, Inoue S, Minowa O, et al. Underdeveloped uterus and reduced estrogen responsiveness in mice with disruption of the estrogen-responsive finger protein gene, which is a direct target of estrogen receptor α . Proc. Natl. Acad. Sci. USA1999; 96:12027-32.

Thomson SD, Ali S, Pickles L, et al. Analysis of estrogen-responsive finger protein expression in benign and malignant human breast. Int. J. Cancer2001; 91:152-8.

Urano T, Saito T, Tsukui T, et al. Efp targets 14-3-3s for proteolysis and promotes breast tumour growth. Nature2002; 417:871-5.