

**TSLP Antibody**  
Catalog # ASC10494**Specification**

---

**TSLP Antibody - Product Information**

Application	WB, IHC, IF
Primary Accession	<a href="#">O969D9</a>
Other Accession	<a href="#">NP_067342</a> , <a href="#">85480</a>
Reactivity	Mouse, Rat
Host	Rabbit
Clonality	Polyclonal
Isotype	IgG
Calculated MW	Predicted: 18 kDa

Application Notes	<b>Observed: 24 kDa KDa</b> TSLP antibody can be used for detection of TSLP by Western blot at 0.5 - 2 µg/mL. Antibody can also be used for immunohistochemistry starting at 2.5 µg/mL. For immunofluorescence start at 20 µg/mL.
-------------------	--

**TSLP Antibody - Additional Information**

Gene ID	85480
<b>Other Names</b>	
TSLP Antibody:	Thymic stromal lymphopoietin, thymic stromal lymphopoietin

**Target/Specificity**

TSLP antibody was raised against a 20 amino acid synthetic peptide from near the center of mouse TSLP.  
The immunogen is located within amino acids 70 - 120 of TSLP.

**Reconstitution & Storage**

TSLP antibody can be stored at 4°C for three months and -20°C, stable for up to one year. As with all antibodies care should be taken to avoid repeated freeze thaw cycles. Antibodies should not be exposed to prolonged high temperatures.

**Precautions**

TSLP Antibody is for research use only and not for use in diagnostic or therapeutic procedures.

**TSLP Antibody - Protein Information**

**Name** TSLP

**Function**

[Isoform 1]: Cytokine that induces the release of T-cell- attracting chemokines from monocytes and, in particular, enhances the maturation of CD11c(+) dendritic cells. Can induce allergic inflammation by directly activating mast cells.

### Cellular Location

Secreted.

### Tissue Location

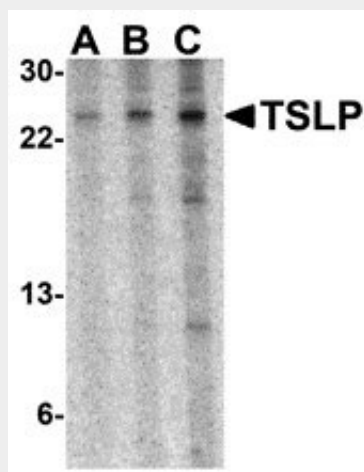
Isoform 1 is expressed in a number of tissues including heart, liver and prostate. Isoform 2 is the predominant form in keratinocytes of oral mucosa, skin and in salivary glands. It is secreted into saliva.

### TSLP Antibody - Protocols

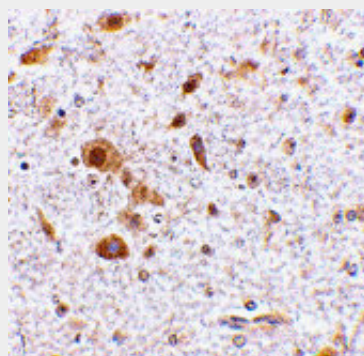
Provided below are standard protocols that you may find useful for product applications.

- [Western Blot](#)
- [Blocking Peptides](#)
- [Dot Blot](#)
- [Immunohistochemistry](#)
- [Immunofluorescence](#)
- [Immunoprecipitation](#)
- [Flow Cytometry](#)
- [Cell Culture](#)

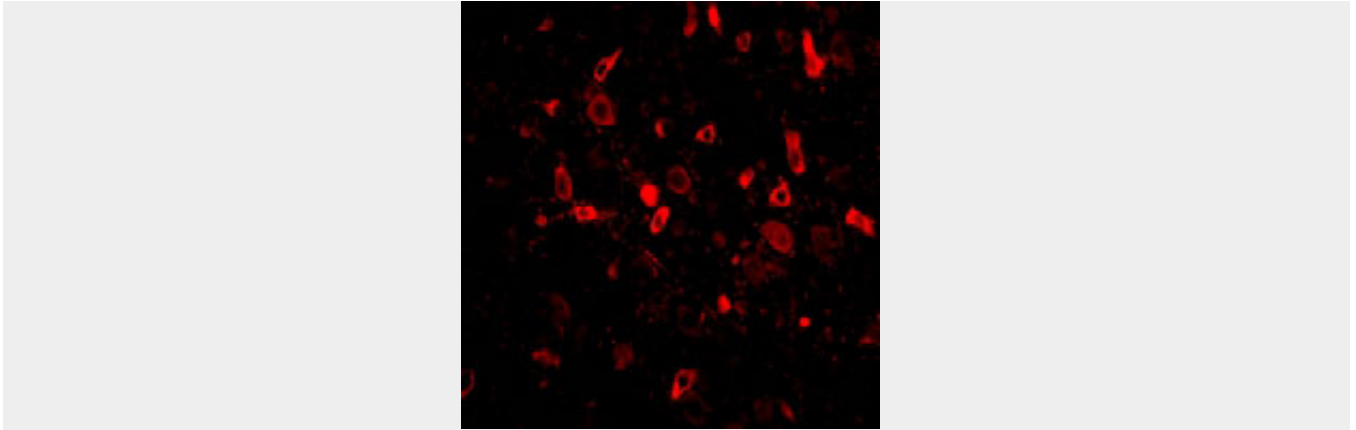
### TSLP Antibody - Images



Western blot analysis of TSLP in A-20 cell lysate with TSLP antibody at (A) 0.5, (B) 1 and (C) 2 µg/mL.



Immunohistochemistry of TSLP in mouse brain tissue with TSLP antibody at 2.5 µg/mL.



Immunofluorescence of TSLP in Mouse Brain tissue with TSLP antibody at 20 µg/mL.

### **TSLP Antibody - Background**

**TSLP Antibody:** Thymic stromal lymphopoietin (TSLP) has recently been identified as an important factor capable of driving dendritic cell maturation and activation. TSLP is a four-helix-bundle cytokine that is expressed mainly by barrier epithelial cells and is a potent activator of several cell types such as myeloid dendritic cells. TSLP is involved in the positive selection of regulatory T cells, maintenance of peripheral CD4<sup>+</sup> T cell homeostasis and the induction of CD4<sup>+</sup> T cell-mediated allergic reaction. TSLP is also capable of supporting the growth of fetal liver and adult B cell progenitors and their differentiation to the IgM-positive stage of B cell development. Amino acid sequence analysis has shown poor homology between human and mouse TSLP although they exhibit similar biological functions and are expressed in similar tissues. At least two differentially spliced isoforms of TSLP are known to exist.

### **TSLP Antibody - References**

Ziegler SF and Liu Y-J. Thymic stromal lymphopoietin in normal and pathogenic T cell development and function. *Nature Immunol.* 2006; 7:709-14.  
Sims JE, Williams DE, Morrissey PJ, et al. Molecular cloning and biological characterization of a novel murine lymphoid growth factor. *J. Exp. Med.* 2000; 192:671-80.  
Levin SD, Koelling RM, Friend SL, et al. Thymic stromal lymphopoietin: a cytokine that promotes the development of IgM<sup>+</sup> cells in vitro and signals via a novel mechanism. *J. Immunol.* 1999; 162:677-83.  
Quentmeier H, Drexler HG, Fleckenstein D, et al. Cloning of human thymic stromal lymphopoietin (TSLP) and signaling mechanisms leading to proliferation. *Leukemia* 2001; 15:1286-92.