

**Anti-IL-4Ra / CD124 Reference Antibody (dupilumab)  
Recombinant Antibody  
Catalog # APR10251****Specification**

---

**Anti-IL-4Ra / CD124 Reference Antibody (dupilumab) - Product Information**

Application	FC, E, FTA
Primary Accession	<a href="#">P24394</a>
Reactivity	Cynomolgus, Human, Mouse
Clonality	Monoclonal
Isotype	IgG4
Calculated MW	150 KDa

**Anti-IL-4Ra / CD124 Reference Antibody (dupilumab) - Additional Information****Target/Specificity**  
IL-4Ra / CD124**Endotoxin**  
< 0.001EU/ µg,determined by LAL method.**Conjugation**  
Unconjugated**Expression system**  
CHO Cell**Format**  
Purified monoclonal antibody supplied in PBS, pH6.0, without preservative.This antibody is purified through a protein A column.**Storage**  
-80°C for 2 years under sterile conditions □ -20°C for 1 year under sterile conditions □ Avoid repeated freeze-thaw cycles.**Anti-IL-4Ra / CD124 Reference Antibody (dupilumab) - Protein Information****Name** IL4R**Synonyms** IL4RA**Function**  
Receptor for both interleukin 4 and interleukin 13. Couples to the JAK1/2/3-STAT6 pathway. The IL4 response is involved in promoting Th2 differentiation. The IL4/IL13 responses are involved in regulating IgE production and, chemokine and mucus production at sites of allergic inflammation. In certain cell types, can signal through activation of insulin receptor substrates, IRS1/IRS2.**Cellular Location**

Cell membrane; Single-pass type I membrane protein

#### Tissue Location

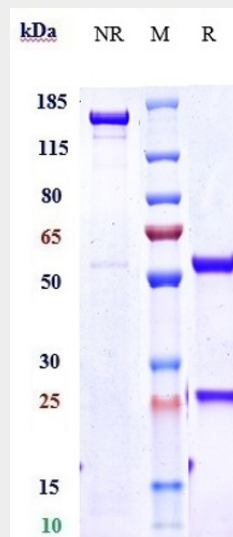
Isoform 1 and isoform 2 are highly expressed in activated T-cells

### Anti-IL-4Ra / CD124 Reference Antibody (dupilumab) - Protocols

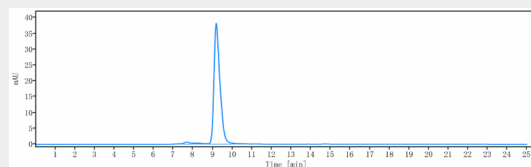
Provided below are standard protocols that you may find useful for product applications.

- [Western Blot](#)
- [Blocking Peptides](#)
- [Dot Blot](#)
- [Immunohistochemistry](#)
- [Immunofluorescence](#)
- [Immunoprecipitation](#)
- [Flow Cytometry](#)
- [Cell Culture](#)

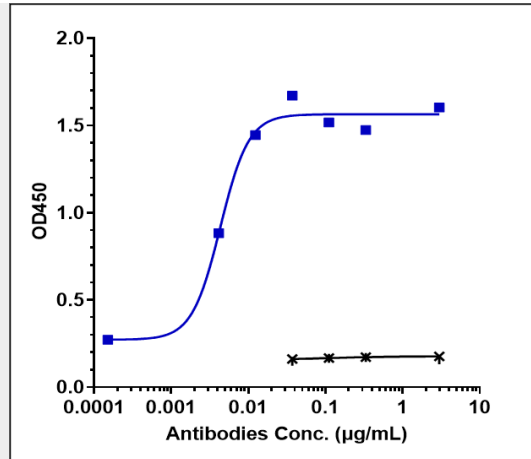
### Anti-IL-4Ra / CD124 Reference Antibody (dupilumab) - Images



Anti-IL-4Ra / CD124 Reference Antibody (dupilumab) on SDS-PAGE under reducing (R) condition. The gel was stained with Coomassie Blue. The purity of the protein is greater than 95%



The purity of Anti-IL-4Ra / CD124 Reference Antibody (dupilumab) is more than 96.86%, determined by SEC-HPLC.



Immobilized human IL4RA His at 2 µg/mL can bind Anti-IL-4Ra / CD124 Reference Antibody (dupilumab) □EC50=0.004327 µg/mL