

Chromogranin B Rabbit pAb
Chromogranin B Rabbit pAb
Catalog # AP94074**Specification**

Chromogranin B Rabbit pAb - Product Information

Application	IHC-P
Primary Accession	P16014
Reactivity	Mouse
Host	Rabbit
Clonality	Polyclonal
Calculated MW	77969

Chromogranin B Rabbit pAb - Additional Information**Gene ID** 12653**Other Names**

Secretogranin-1, Chromogranin-B, CgB, Secretogranin I, Sgl, CCB peptide, PE-11, Chgb, Scg-1, Scg1

Format

0.01M TBS(pH7.4), 0.09% (W/V) sodium azide and 50% Glyce

Storage

Store at -20 °C for one year. Avoid repeated freeze/thaw cycles. When reconstituted in sterile pH 7.4 0.01M PBS or diluent of antibody the antibody is stable for at least two weeks at 2-4 °C.

Chromogranin B Rabbit pAb - Protein Information**Name** Chgb**Synonyms** Scg-1, Scg1**Function**

Secretogranin-1 is a neuroendocrine secretory granule protein, which may be the precursor for other biologically active peptides.

Cellular Location

Secreted. Note=Neuroendocrine and endocrine secretory granules

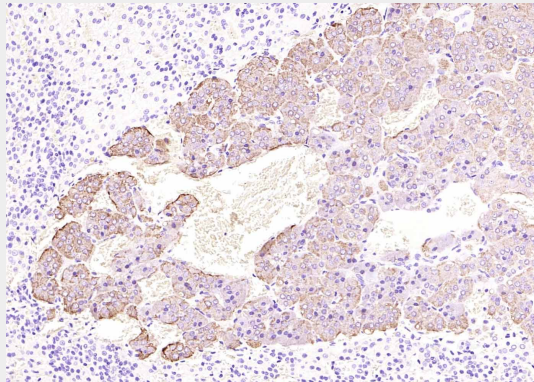
Chromogranin B Rabbit pAb - Protocols

Provided below are standard protocols that you may find useful for product applications.

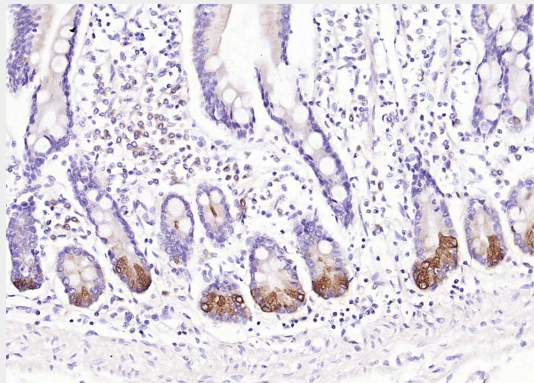
- [Western Blot](#)

- [Blocking Peptides](#)
- [Dot Blot](#)
- [Immunohistochemistry](#)
- [Immunofluorescence](#)
- [Immunoprecipitation](#)
- [Flow Cytometry](#)
- [Cell Culture](#)

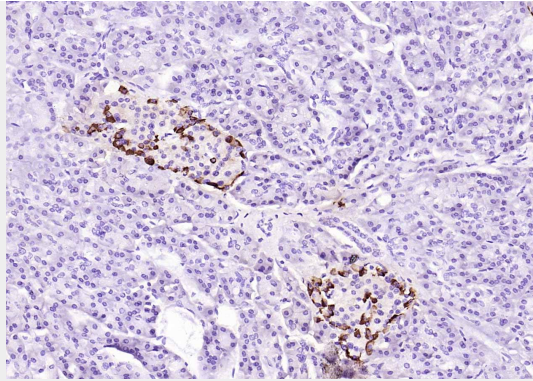
Chromogranin B Rabbit pAb - Images



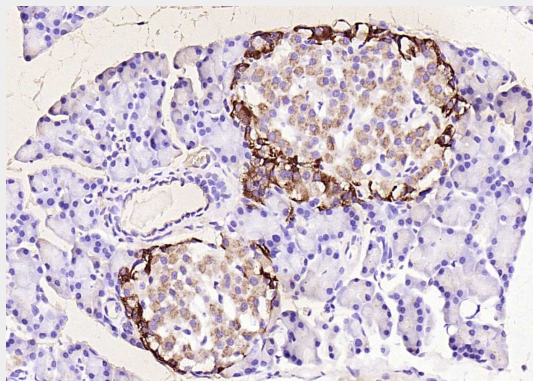
Paraformaldehyde-fixed, paraffin embedded (rat adrenal gland); Antigen retrieval by boiling in sodium citrate buffer (pH6.0) for 15min; Block endogenous peroxidase by 3% hydrogen peroxide for 20 minutes; Blocking buffer (normal goat serum) at 37°C for 30min; Incubation with (Chromogranin B) Polyclonal Antibody, Unconjugated (AP94074) at 1:200 overnight at 4°C, followed by operating according to SP Kit(Rabbit) (sp-0023) instructions and DAB staining.



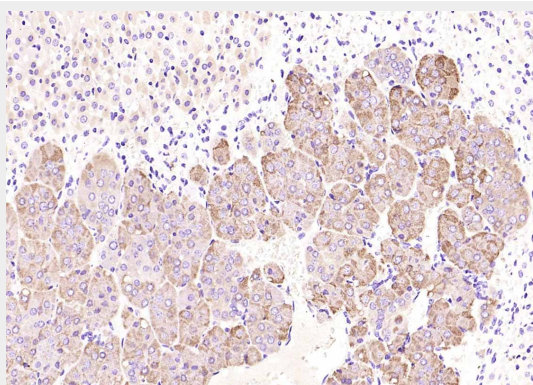
Paraformaldehyde-fixed, paraffin embedded (Human duodenum); Antigen retrieval by boiling in sodium citrate buffer (pH6.0) for 15min; Block endogenous peroxidase by 3% hydrogen peroxide for 20 minutes; Blocking buffer (normal goat serum) at 37°C for 30min; Incubation with (Chromogranin B) Polyclonal Antibody, Unconjugated (AP94074) at 1:200 overnight at 4°C, followed by operating according to SP Kit(Rabbit) (sp-0023) instructions and DAB staining.



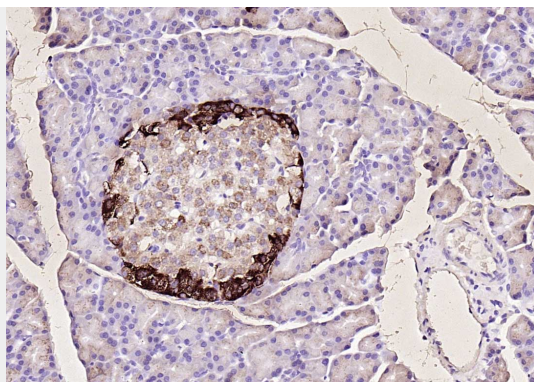
Paraformaldehyde-fixed, paraffin embedded (Human pancreas); Antigen retrieval by boiling in sodium citrate buffer (pH6.0) for 15min; Block endogenous peroxidase by 3% hydrogen peroxide for 20 minutes; Blocking buffer (normal goat serum) at 37°C for 30min; Incubation with (Chromogranin B) Polyclonal Antibody, Unconjugated (AP94074) at 1:200 overnight at 4°C, followed by operating according to SP Kit(Rabbit) (sp-0023) instructions and DAB staining.



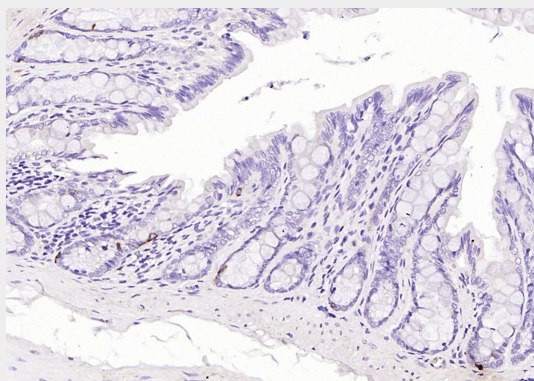
Paraformaldehyde-fixed, paraffin embedded (mouse pancreas); Antigen retrieval by boiling in sodium citrate buffer (pH6.0) for 15min; Block endogenous peroxidase by 3% hydrogen peroxide for 20 minutes; Blocking buffer (normal goat serum) at 37°C for 30min; Incubation with (Chromogranin B) Polyclonal Antibody, Unconjugated (AP94074) at 1:200 overnight at 4°C, followed by operating according to SP Kit(Rabbit) (sp-0023) instructions and DAB staining.



Paraformaldehyde-fixed, paraffin embedded (Mouse adrenal gland); Antigen retrieval by boiling in sodium citrate buffer (pH6.0) for 15min; Block endogenous peroxidase by 3% hydrogen peroxide for 20 minutes; Blocking buffer (normal goat serum) at 37°C for 30min; Incubation with (Chromogranin B) Polyclonal Antibody, Unconjugated (AP94074) at 1:200 overnight at 4°C, followed by operating according to SP Kit(Rabbit) (sp-0023) instructions and DAB staining.



Paraformaldehyde-fixed, paraffin embedded (Rat pancreas); Antigen retrieval by boiling in sodium citrate buffer (pH6.0) for 15min; Block endogenous peroxidase by 3% hydrogen peroxide for 20 minutes; Blocking buffer (normal goat serum) at 37°C for 30min; Incubation with (Chromogranin B) Polyclonal Antibody, Unconjugated (AP94074) at 1:200 overnight at 4°C, followed by operating according to SP Kit(Rabbit) (sp-0023) instructions and DAB staining.



Paraformaldehyde-fixed, paraffin embedded (mouse colon); Antigen retrieval by boiling in sodium citrate buffer (pH6.0) for 15min; Block endogenous peroxidase by 3% hydrogen peroxide for 20 minutes; Blocking buffer (normal goat serum) at 37°C for 30min; Incubation with (Chromogranin B) Polyclonal Antibody, Unconjugated (AP94074) at 1:300 overnight at 4°C, followed by operating according to SP Kit(Rabbit) (sp-0023) instructions and DAB staining.

Chromogranin B Rabbit pAb - Background

This product as supplied is intended for research use only, not for use in human, therapeutic or diagnostic applications.