

APRIL Polyclonal Antibody
Catalog # AP74120**Specification**

APRIL Polyclonal Antibody - Product Information

Application	IHC
Primary Accession	O75888
Reactivity	Human
Host	Rabbit
Clonality	Polyclonal

APRIL Polyclonal Antibody - Additional Information**Gene ID** 8741**Other Names**

Tumor necrosis factor ligand superfamily member 13 (A proliferation-inducing ligand) (APRIL) (TNF- and APOL-related leukocyte expressed ligand 2) (TALL-2) (TNF-related death ligand 1) (TRDL-1) (CD antigen CD256)

Dilution

IHC~~IHC-p 1:50-200, ELISA 1:10000-20000

Format

Liquid in PBS containing 50% glycerol, 0.5% BSA and 0.09% (W/V) sodium azide.

Storage Conditions

-20°C

APRIL Polyclonal Antibody - Protein Information**Name** TNFSF13**Synonyms** APRIL, TALL2, ZTNF2**Function**

Cytokine that binds to TNFRSF13B/TACI and to TNFRSF17/BCMA. Plays a role in the regulation of tumor cell growth. May be involved in monocyte/macrophage-mediated immunological processes.

Cellular Location

Secreted.

Tissue Location

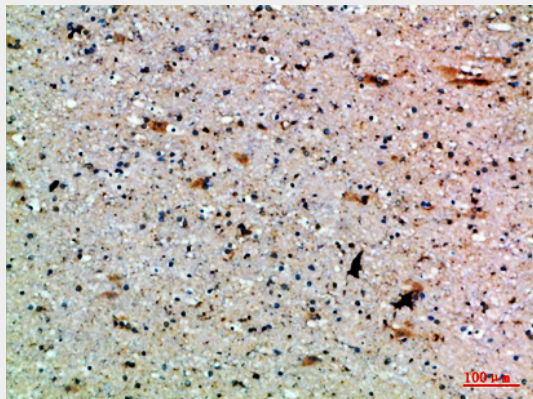
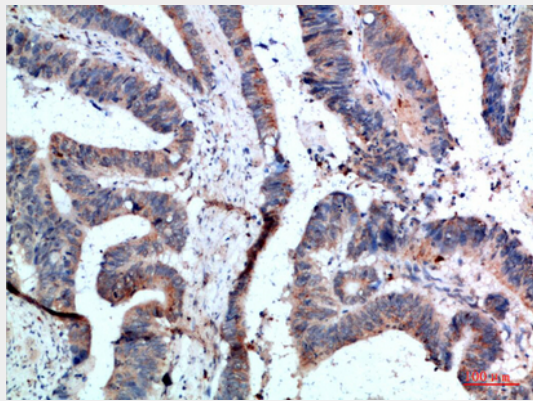
Expressed at high levels in transformed cell lines, cancers of colon, thyroid, lymphoid tissues and specifically expressed in monocytes and macrophages

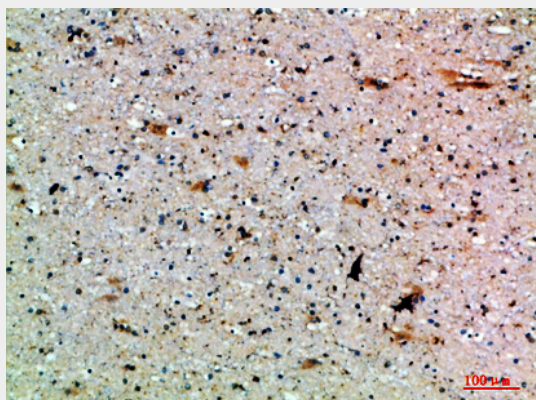
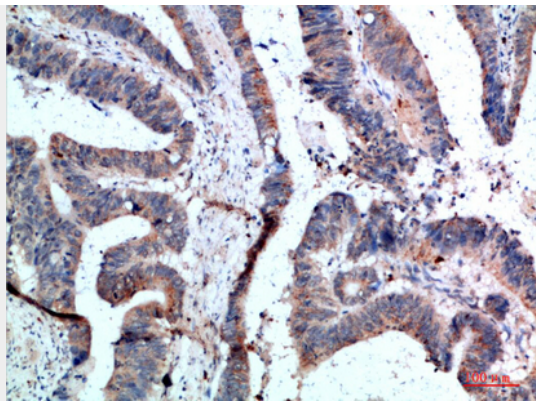
APRIL Polyclonal Antibody - Protocols

Provided below are standard protocols that you may find useful for product applications.

- [Western Blot](#)
- [Blocking Peptides](#)
- [Dot Blot](#)
- [Immunohistochemistry](#)
- [Immunofluorescence](#)
- [Immunoprecipitation](#)
- [Flow Cytometry](#)
- [Cell Culture](#)

APRIL Polyclonal Antibody - Images





APRIL Polyclonal Antibody - Background

Cytokine that binds to TNFRSF13B/TACI and to TNFRSF17/BCMA. Plays a role in the regulation of tumor cell growth. May be involved in monocyte/macrophage-mediated immunological processes.