

BATF3 Polyclonal Antibody
Catalog # AP73919**Specification**

BATF3 Polyclonal Antibody - Product Information

Application	WB
Primary Accession	Q9NR55
Reactivity	Human, Mouse, Rat
Host	Rabbit
Clonality	Polyclonal

BATF3 Polyclonal Antibody - Additional Information**Gene ID** 55509**Other Names**

BATF3; SNFT; Basic leucine zipper transcriptional factor ATF-like 3; B-ATF-3; 21 kDa small nuclear factor isolated from T-cells; Jun dimerization protein p21SNFT

Dilution

WB~~Western Blot: 1/500 - 1/2000. IHC-p: 1:100-1:300. ELISA: 1/10000. Not yet tested in other applications.

Format

Liquid in PBS containing 50% glycerol, 0.5% BSA and 0.09% (W/V) sodium azide.

Storage Conditions

-20°C

BATF3 Polyclonal Antibody - Protein Information**Name** BATF3**Synonyms** SNFT**Function**

AP-1 family transcription factor that controls the differentiation of CD8(+) thymic conventional dendritic cells in the immune system. Required for development of CD8-alpha(+) classical dendritic cells (cDCs) and related CD103(+) dendritic cells that cross-present antigens to CD8 T-cells and produce interleukin-12 (IL12) in response to pathogens (By similarity). Acts via the formation of a heterodimer with JUN family proteins that recognizes and binds DNA sequence 5'-TGA[CG]TCA-3' and regulates expression of target genes.

Cellular Location

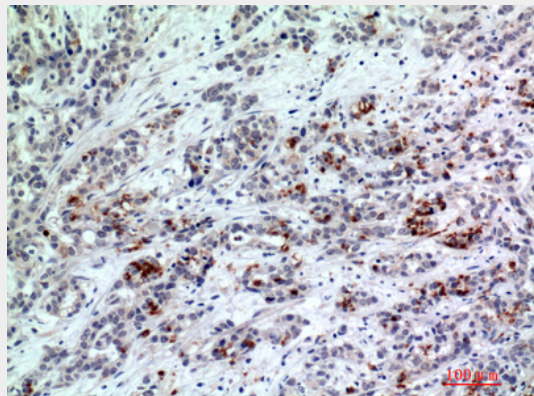
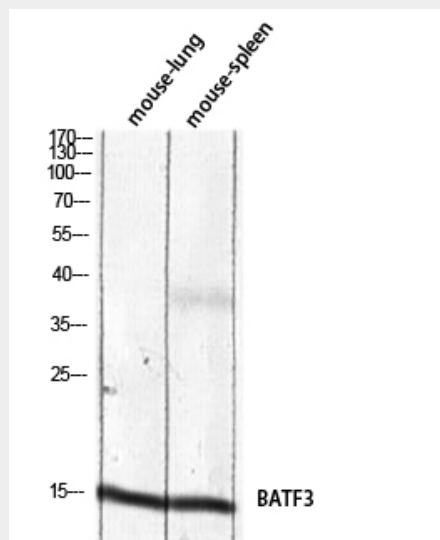
Nucleus {ECO:0000255|PROSITE-ProRule:PRU00978, ECO:0000269|PubMed:12087103}

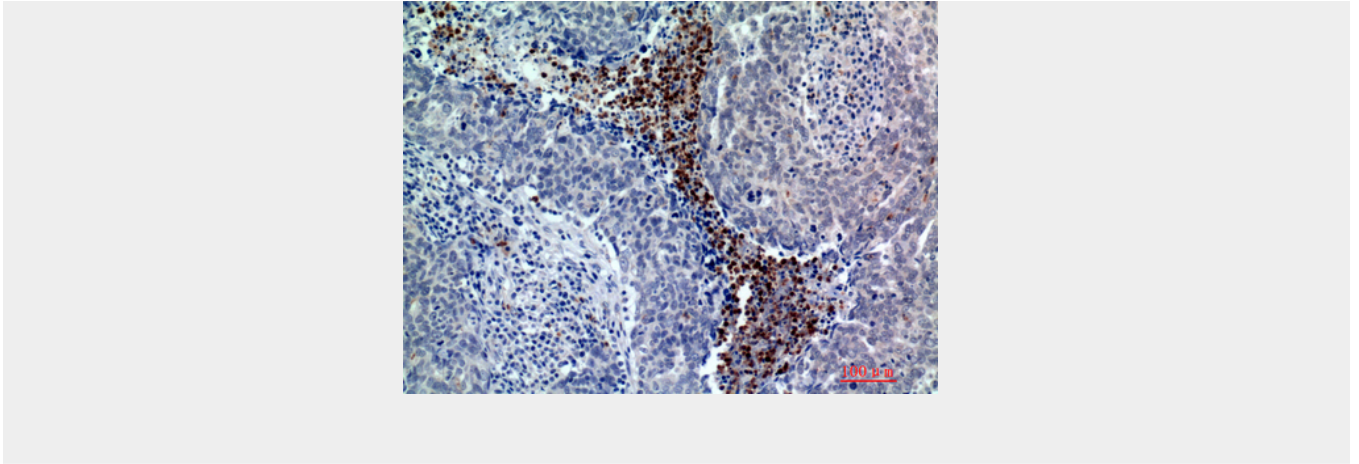
BATF3 Polyclonal Antibody - Protocols

Provided below are standard protocols that you may find useful for product applications.

- [Western Blot](#)
- [Blocking Peptides](#)
- [Dot Blot](#)
- [Immunohistochemistry](#)
- [Immunofluorescence](#)
- [Immunoprecipitation](#)
- [Flow Cytometry](#)
- [Cell Culture](#)

BATF3 Polyclonal Antibody - Images





BATF3 Polyclonal Antibody - Background

AP-1 family transcription factor that controls the differentiation of CD8(+) thymic conventional dendritic cells in the immune system. Required for development of CD8-alpha(+) classical dendritic cells (cDCs) and related CD103(+) dendritic cells that cross-present antigens to CD8 T-cells and produce interleukin-12 (IL12) in response to pathogens (By similarity). Acts via the formation of a heterodimer with JUN family proteins that recognizes and binds DNA sequence 5'-TGA[CG]TCA-3' and regulates expression of target genes.