

CD269 Polyclonal Antibody
Catalog # AP73870**Specification**

CD269 Polyclonal Antibody - Product Information

Application	WB
Primary Accession	Q02223
Reactivity	Human
Host	Rabbit
Clonality	Polyclonal

CD269 Polyclonal Antibody - Additional Information**Gene ID** 608**Other Names**

TNFRSF17; BCM; BCMA; Tumor necrosis factor receptor superfamily member 17; B-cell maturation protein; CD269

Dilution

WB~~Western Blot: 1/500 - 1/2000. ELISA: 1/10000. Not yet tested in other applications.

Format

Liquid in PBS containing 50% glycerol, 0.5% BSA and 0.09% (W/V) sodium azide.

Storage Conditions

-20°C

CD269 Polyclonal Antibody - Protein Information**Name** TNFRSF17**Synonyms** BCM, BCMA**Function**

Receptor for TNFSF13B/BLyS/BAFF and TNFSF13/APRIL. Promotes B-cell survival and plays a role in the regulation of humoral immunity. Activates NF-kappa-B and JNK.

Cellular Location

Cell membrane; Single-pass type III membrane protein. Endomembrane system; Single-pass type III membrane protein Note=Perinuclear Golgi-like structures

Tissue Location

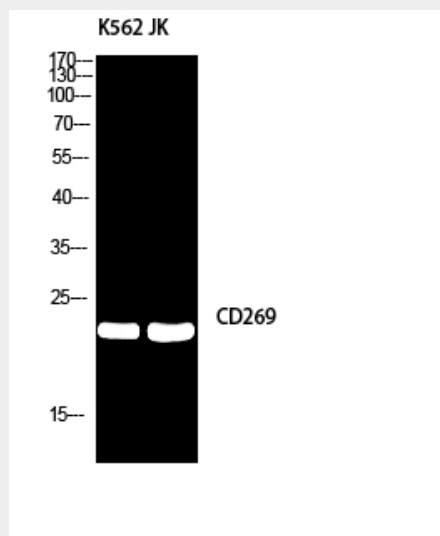
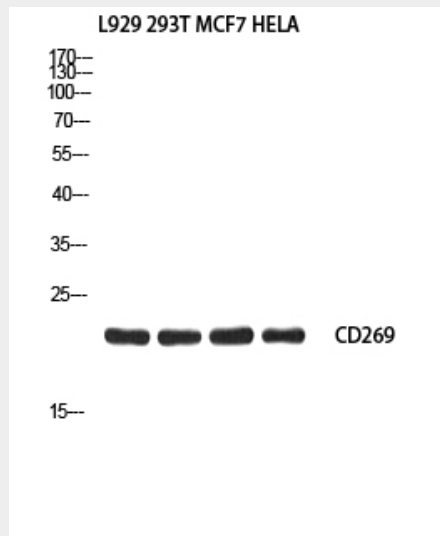
Expressed in mature B-cells, but not in T-cells or monocytes

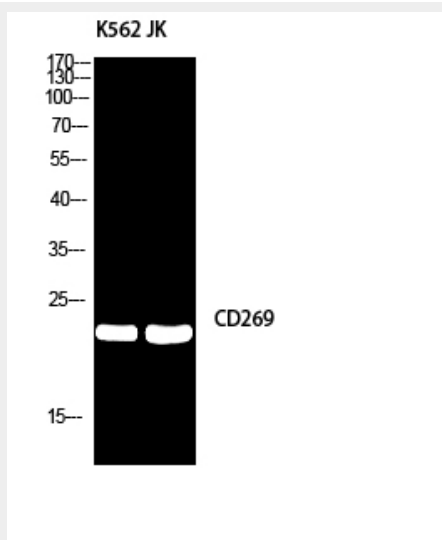
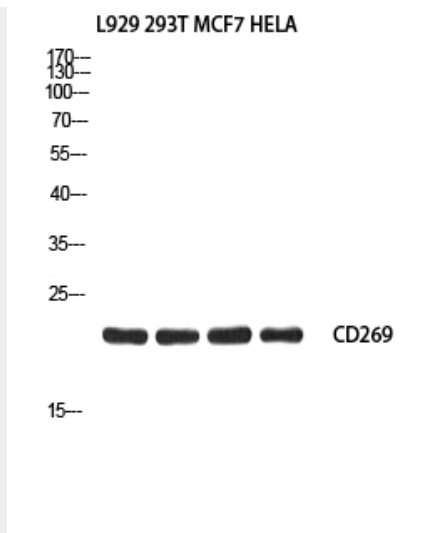
CD269 Polyclonal Antibody - Protocols

Provided below are standard protocols that you may find useful for product applications.

- [Western Blot](#)
- [Blocking Peptides](#)
- [Dot Blot](#)
- [Immunohistochemistry](#)
- [Immunofluorescence](#)
- [Immunoprecipitation](#)
- [Flow Cytometry](#)
- [Cell Culture](#)

CD269 Polyclonal Antibody - Images





CD269 Polyclonal Antibody - Background

Receptor for TNFSF13B/BLyS/BAFF and TNFSF13/APRIL. Promotes B-cell survival and plays a role in the regulation of humoral immunity. Activates NF-kappa-B and JNK.