

**Integrin  $\alpha$ 2 Polyclonal Antibody**  
Catalog # AP73771**Specification**

---

**Integrin  $\alpha$ 2 Polyclonal Antibody - Product Information**

Application	WB
Primary Accession	<a href="#">P17301</a>
Reactivity	Human, Mouse, Rat
Host	Rabbit
Clonality	Polyclonal

**Integrin  $\alpha$ 2 Polyclonal Antibody - Additional Information****Gene ID** 3673**Other Names**

ITGA2; CD49B; Integrin alpha-2; CD49 antigen-like family member B; Collagen receptor; Platelet membrane glycoprotein Ia; GPIa; VLA-2 subunit alpha; CD49b

**Dilution**

WB~~Western Blot: 1/500 - 1/2000. IHC-p: 1:100-1:300. ELISA: 1/10000. Not yet tested in other applications.

**Format**

Liquid in PBS containing 50% glycerol, 0.5% BSA and 0.09% (W/V) sodium azide.

**Storage Conditions**

-20°C

**Integrin  $\alpha$ 2 Polyclonal Antibody - Protein Information****Name** ITGA2**Synonyms** CD49B**Function**

Integrin alpha-2/beta-1 is a receptor for laminin, collagen, collagen C-propeptides, fibronectin and E-cadherin. It recognizes the proline-hydroxylated sequence G-F-P-G-E-R in collagen. It is responsible for adhesion of platelets and other cells to collagens, modulation of collagen and collagenase gene expression, force generation and organization of newly synthesized extracellular matrix. (Microbial infection) Integrin ITGA2:ITGB1 acts as a receptor for Human echoviruses 1 and 8.

**Cellular Location**

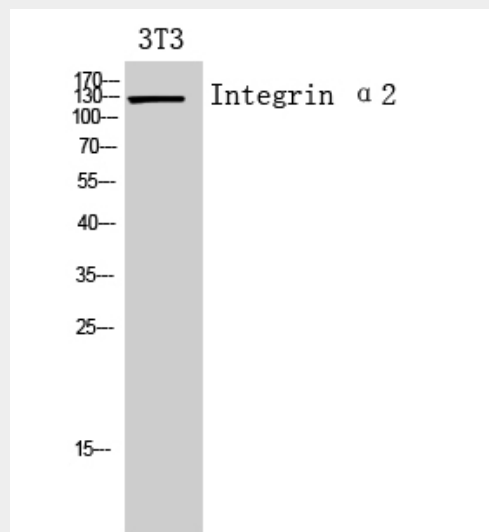
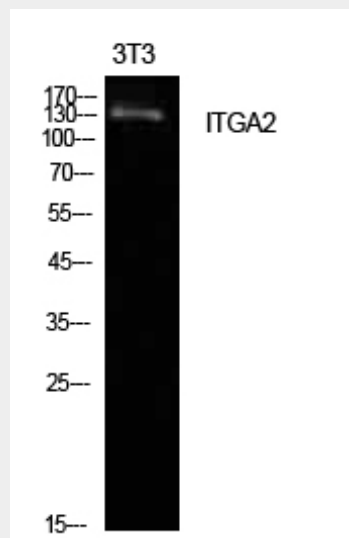
Membrane; Single-pass type I membrane protein.

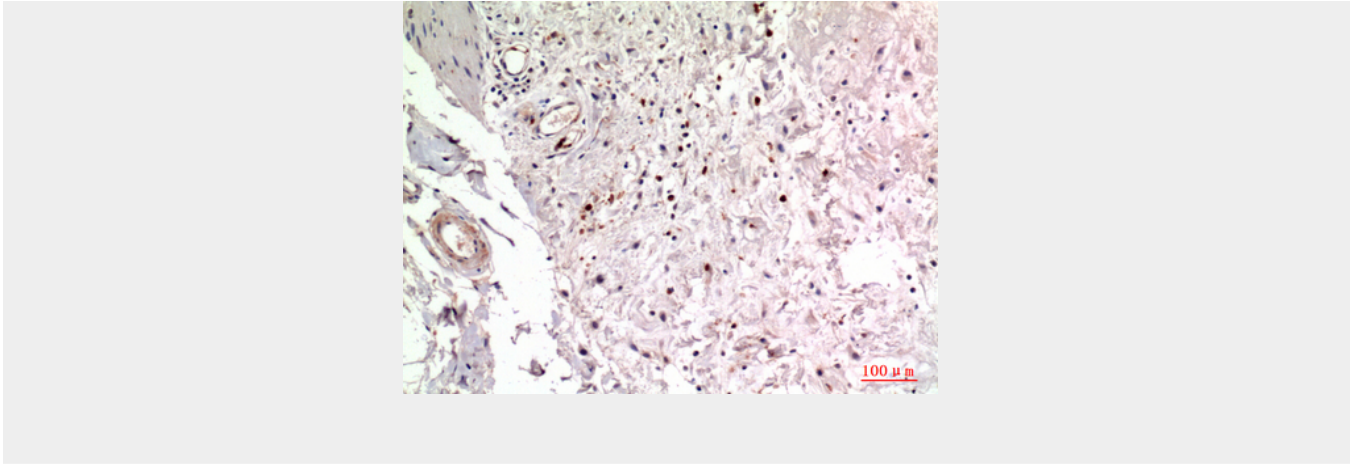
## Integrin $\alpha 2$ Polyclonal Antibody - Protocols

Provided below are standard protocols that you may find useful for product applications.

- [Western Blot](#)
- [Blocking Peptides](#)
- [Dot Blot](#)
- [Immunohistochemistry](#)
- [Immunofluorescence](#)
- [Immunoprecipitation](#)
- [Flow Cytometry](#)
- [Cell Culture](#)

## Integrin $\alpha 2$ Polyclonal Antibody - Images





### **Integrin $\alpha 2$ Polyclonal Antibody - Background**

Integrin alpha-2/beta-1 is a receptor for laminin, collagen, collagen C-propeptides, fibronectin and E-cadherin. It recognizes the proline-hydroxylated sequence G-F-P-G-E-R in collagen. It is responsible for adhesion of platelets and other cells to collagens, modulation of collagen and collagenase gene expression, force generation and organization of newly synthesized extracellular matrix. (Microbial infection) Integrin ITGA2:ITGB1 acts as a receptor for Human echoviruses 1 and 8.