

CD19 Polyclonal Antibody
Catalog # AP73763**Specification****CD19 Polyclonal Antibody - Product Information**

Application	WB
Primary Accession	P15391
Reactivity	Human
Host	Rabbit
Clonality	Polyclonal

CD19 Polyclonal Antibody - Additional Information

Gene ID 930

Other Names

CD19; B-lymphocyte antigen CD19; B-lymphocyte surface antigen B4; Differentiation antigen CD19; T-cell surface antigen Leu-12; CD19

Dilution

WB~~Western Blot: 1/500 - 1/2000. IHC-p: 1:100-1:300. ELISA: 1/10000. Not yet tested in other applications.

Format

Liquid in PBS containing 50% glycerol, 0.5% BSA and 0.09% (W/V) sodium azide.

Storage Conditions

-20°C

CD19 Polyclonal Antibody - Protein Information

Name CD19

Function

Functions as a coreceptor for the B-cell antigen receptor complex (BCR) on B-lymphocytes (PubMed: [29523808](http://www.uniprot.org/citations/29523808)). Decreases the threshold for activation of downstream signaling pathways and for triggering B-cell responses to antigens (PubMed: [1373518](http://www.uniprot.org/citations/1373518), PubMed: [16672701](http://www.uniprot.org/citations/16672701), PubMed: [2463100](http://www.uniprot.org/citations/2463100)). Activates signaling pathways that lead to the activation of phosphatidylinositol 3-kinase and the mobilization of intracellular Ca(2+) stores (PubMed: [12387743](http://www.uniprot.org/citations/12387743), PubMed: [16672701](http://www.uniprot.org/citations/16672701), PubMed: [9317126](http://www.uniprot.org/citations/9317126), PubMed: [9382888](http://www.uniprot.org/citations/9382888)). Is not required for early steps during B cell differentiation in the blood marrow (PubMed: [9317126](http://www.uniprot.org/citations/9317126)). Required for

normal differentiation of B-1 cells (By similarity). Required for normal B cell differentiation and proliferation in response to antigen challenges (PubMed:1373518, PubMed:2463100). Required for normal levels of serum immunoglobulins, and for production of high-affinity antibodies in response to antigen challenge (PubMed:12387743, PubMed:16672701, PubMed:9317126).

Cellular Location

Cell membrane; Single-pass type I membrane protein. Membrane raft
{ECO:0000250|UniProtKB:P25918}; Single-pass type I membrane protein
{ECO:0000250|UniProtKB:P25918}

Tissue Location

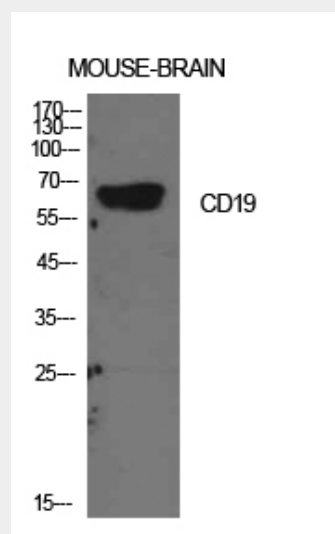
Detected on marginal zone and germinal center B cells in lymph nodes (PubMed:2463100).
Detected on blood B cells (at protein level) (PubMed:16672701, PubMed:2463100)

CD19 Polyclonal Antibody - Protocols

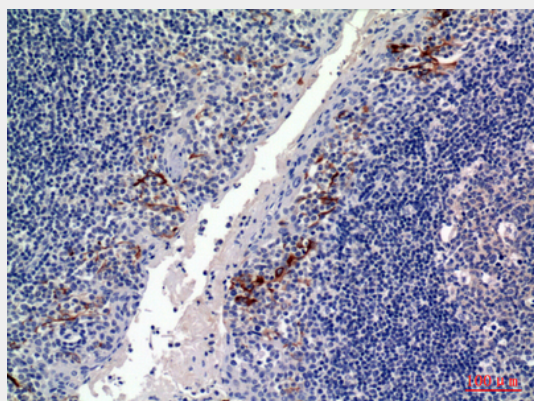
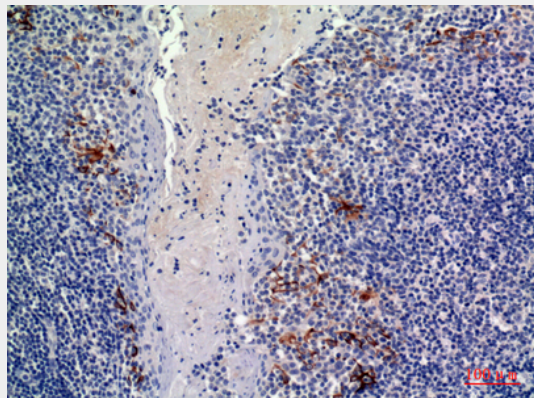
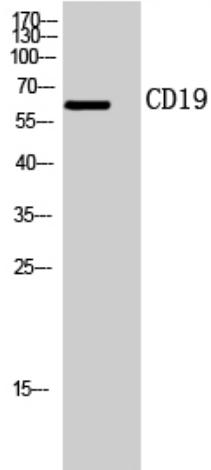
Provided below are standard protocols that you may find useful for product applications.

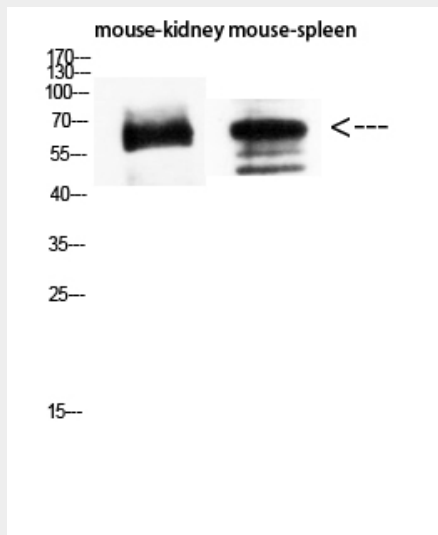
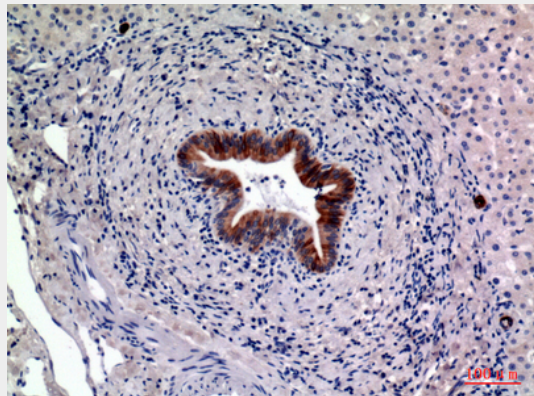
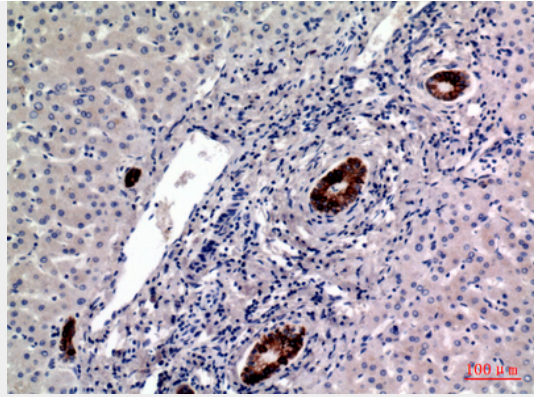
- [Western Blot](#)
- [Blocking Peptides](#)
- [Dot Blot](#)
- [Immunohistochemistry](#)
- [Immunofluorescence](#)
- [Immunoprecipitation](#)
- [Flow Cytometry](#)
- [Cell Culture](#)

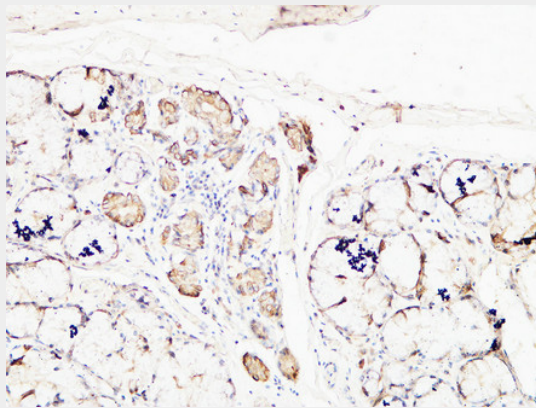
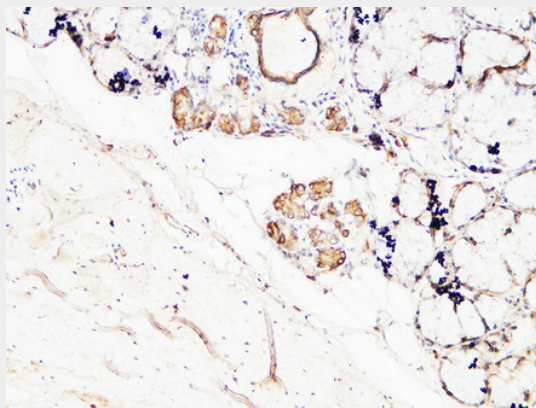
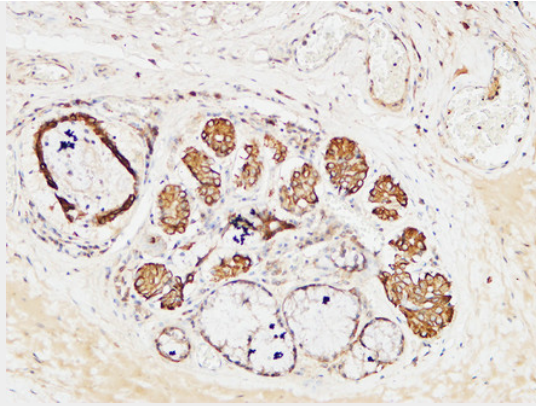
CD19 Polyclonal Antibody - Images

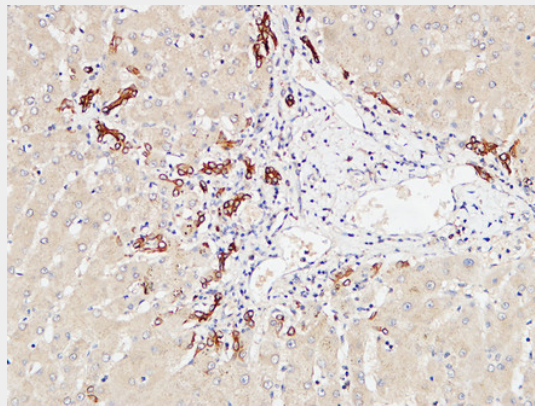
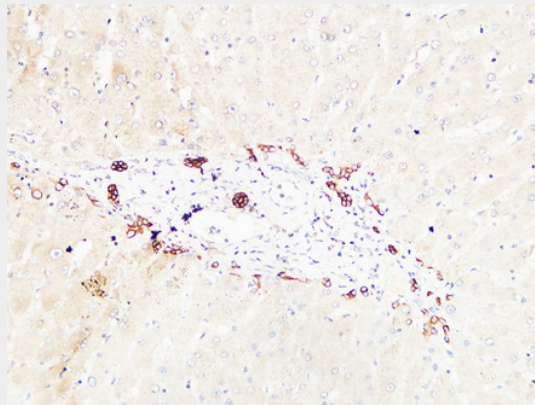
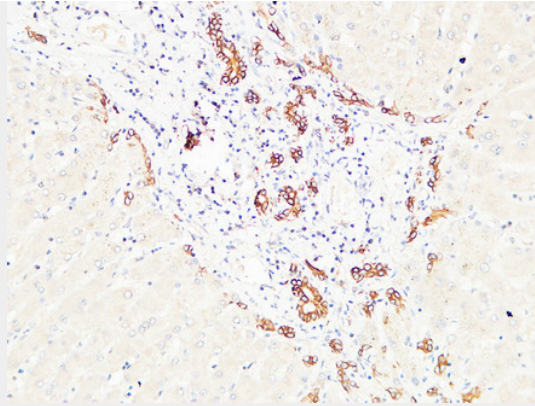


MOUSE-BRAIN









CD19 Polyclonal Antibody - Background

Functions as coreceptor for the B-cell antigen receptor complex (BCR) on B-lymphocytes. Decreases the threshold for activation of downstream signaling pathways and for triggering B- cell responses to antigens (PubMed:2463100, PubMed:1373518, PubMed:16672701). Activates signaling pathways that lead to the activation of phosphatidylinositol 3-kinase and the mobilization of intracellular Ca^{2+} stores (PubMed:9382888, PubMed:9317126, PubMed:12387743, PubMed:16672701). Is not required for early steps during B cell differentiation in the blood marrow (PubMed:9317126). Required for normal differentiation of B-1 cells (By similarity). Required for normal B cell differentiation and proliferation in response to antigen challenges (PubMed:2463100, PubMed:1373518). Required for normal levels of serum immunoglobulins, and for production of high-affinity antibodies in response to antigen challenge (PubMed:9317126, PubMed:12387743,

PubMed:16672701).