

**TRAIL Polyclonal Antibody**  
Catalog # AP73694**Specification****TRAIL Polyclonal Antibody - Product Information**

Application	WB
Primary Accession	<a href="#">P50591</a>
Reactivity	Human
Host	Rabbit
Clonality	Polyclonal

**TRAIL Polyclonal Antibody - Additional Information****Gene ID** 8743**Other Names**

TNFSF10; APO2L; TRAIL; Tumor necrosis factor ligand superfamily member 10; Apo-2 ligand; Apo-2L; TNF-related apoptosis-inducing ligand; Protein TRAIL; CD253

**Dilution**

WB~~Western Blot: 1/500 - 1/2000. IHC-p: 1/100-1/300. ELISA: 1/20000. Not yet tested in other applications.

**Format**

Liquid in PBS containing 50% glycerol, 0.5% BSA and 0.09% (W/V) sodium azide.

**Storage Conditions**

-20°C

**TRAIL Polyclonal Antibody - Protein Information****Name** TNFSF10**Synonyms** APO2L, TRAIL**Function**

Cytokine that binds to TNFRSF10A/TRAILR1, TNFRSF10B/TRAILR2, TNFRSF10C/TRAILR3, TNFRSF10D/TRAILR4 and possibly also to TNFRSF11B/OPG (PubMed:&lt;a href="http://www.uniprot.org/citations/10549288" target="\_blank"&gt;10549288&lt;/a&gt;, PubMed:&lt;a href="http://www.uniprot.org/citations/26457518" target="\_blank"&gt;26457518&lt;/a&gt;). Induces apoptosis. Its activity may be modulated by binding to the decoy receptors TNFRSF10C/TRAILR3, TNFRSF10D/TRAILR4 and TNFRSF11B/OPG that cannot induce apoptosis.

**Cellular Location**

Cell membrane; Single-pass type II membrane protein. Secreted. Note=Exists both as membrane-bound and soluble form.

**Tissue Location**

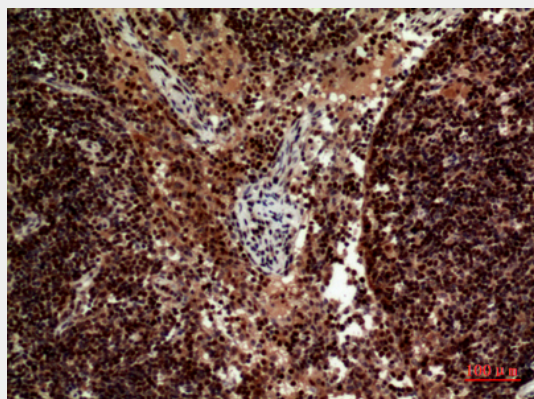
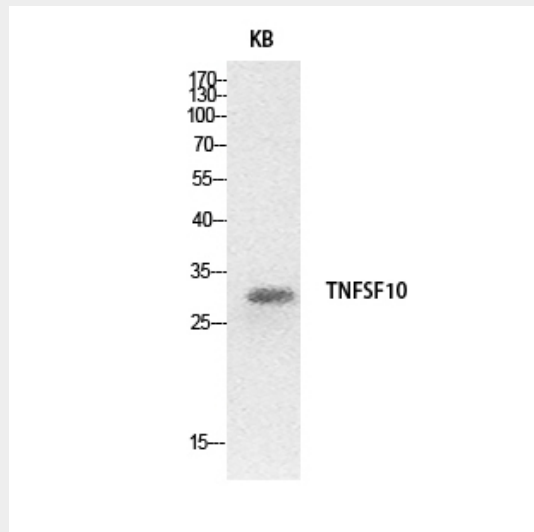
Widespread; most predominant in spleen, lung and prostate

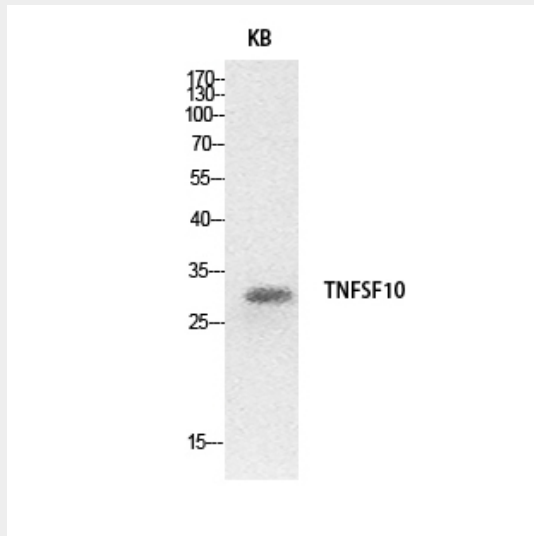
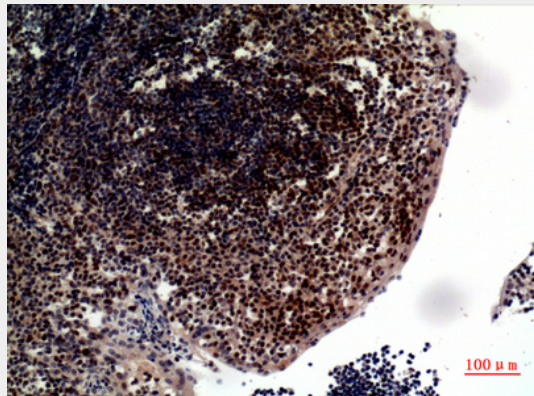
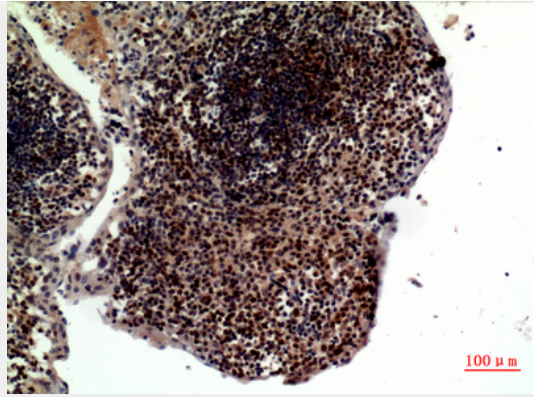
### TRAIL Polyclonal Antibody - Protocols

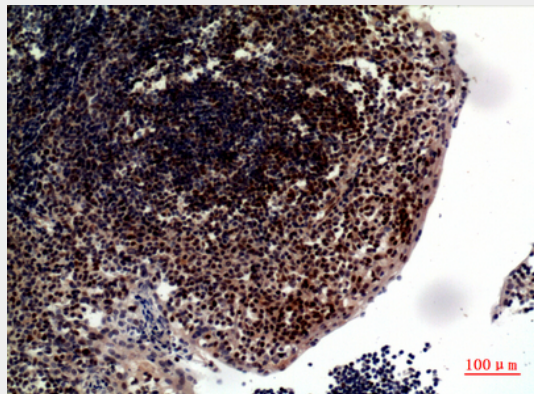
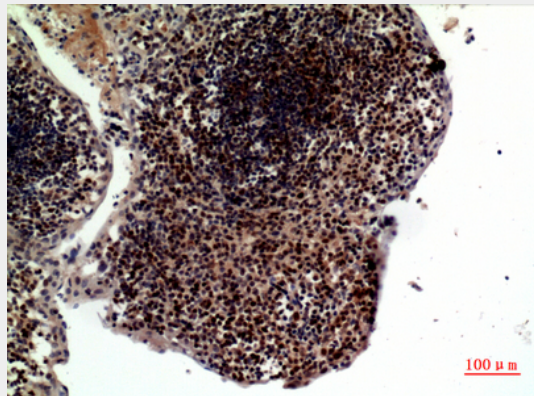
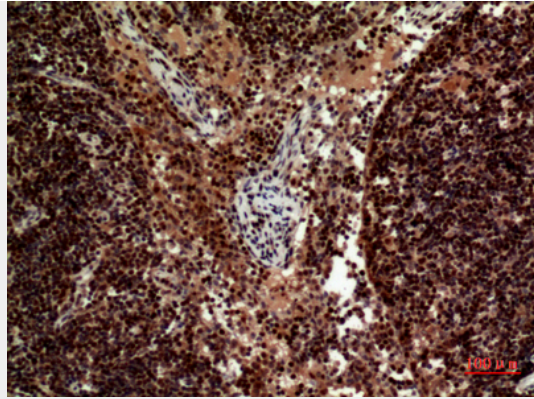
Provided below are standard protocols that you may find useful for product applications.

- [Western Blot](#)
- [Blocking Peptides](#)
- [Dot Blot](#)
- [Immunohistochemistry](#)
- [Immunofluorescence](#)
- [Immunoprecipitation](#)
- [Flow Cytometry](#)
- [Cell Culture](#)

### TRAIL Polyclonal Antibody - Images







### **TRAIL Polyclonal Antibody - Background**

Cytokine that binds to TNFRSF10A/TRAILR1, TNFRSF10B/TRAILR2, TNFRSF10C/TRAILR3, TNFRSF10D/TRAILR4 and possibly also to TNFRSF11B/OPG (PubMed:26457518, PubMed:10549288). Induces apoptosis. Its activity may be modulated by binding to the decoy receptors TNFRSF10C/TRAILR3, TNFRSF10D/TRAILR4 and TNFRSF11B/OPG that cannot induce apoptosis.