

**TPO Polyclonal Antibody**  
Catalog # AP73596**Specification**

---

**TPO Polyclonal Antibody - Product Information**

|                   |                        |
|-------------------|------------------------|
| Application       | <b>WB</b>              |
| Primary Accession | <a href="#">P40225</a> |
| Reactivity        | <b>Human</b>           |
| Host              | <b>Rabbit</b>          |
| Clonality         | <b>Polyclonal</b>      |

**TPO Polyclonal Antibody - Additional Information****Gene ID** 7066**Other Names**

THPO; MGDF; Thrombopoietin; C-mpl ligand; ML; Megakaryocyte colony-stimulating factor; Megakaryocyte growth and development factor; MGDF; Myeloproliferative leukemia virus oncogene ligand

**Dilution**

WB~~Western Blot: 1/500 - 1/2000. IHC-p: 1/100-1/300. ELISA: 1/20000. Not yet tested in other applications.

**Format**

Liquid in PBS containing 50% glycerol, 0.5% BSA and 0.09% (W/V) sodium azide.

**Storage Conditions**

-20°C

**TPO Polyclonal Antibody - Protein Information****Name** THPO**Synonyms** MGDF**Function**

Lineage-specific cytokine affecting the proliferation and maturation of megakaryocytes from their committed progenitor cells. It acts at a late stage of megakaryocyte development. It may be the major physiological regulator of circulating platelets.

**Cellular Location**

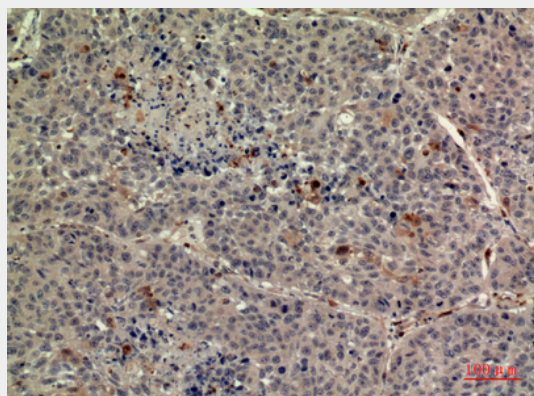
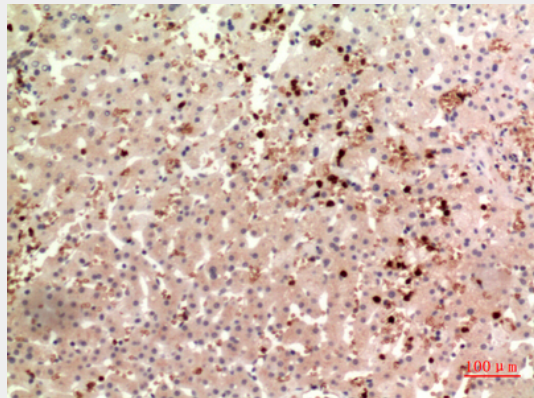
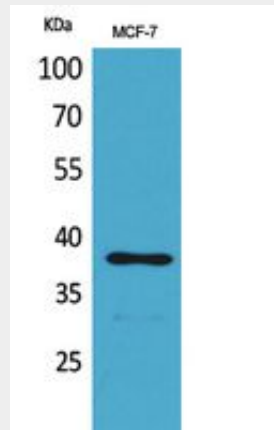
Secreted

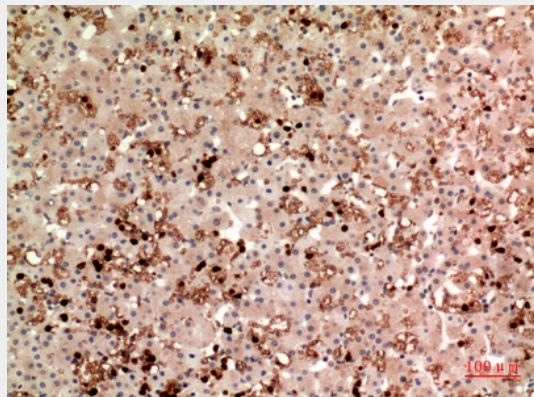
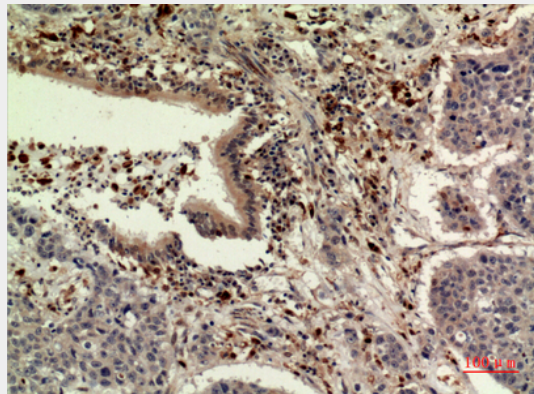
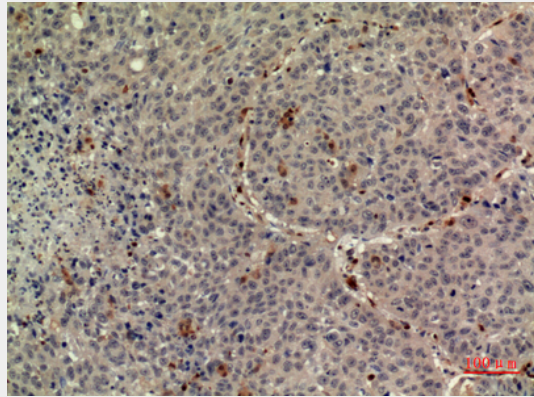
**TPO Polyclonal Antibody - Protocols**

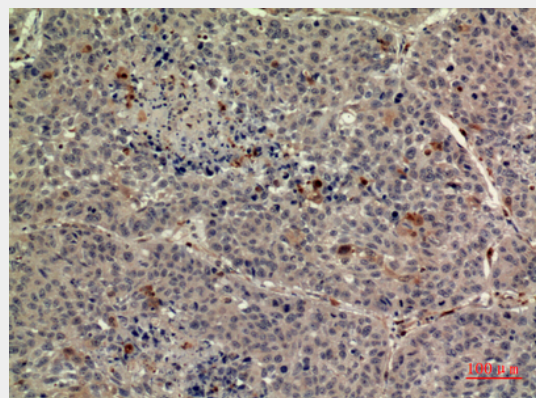
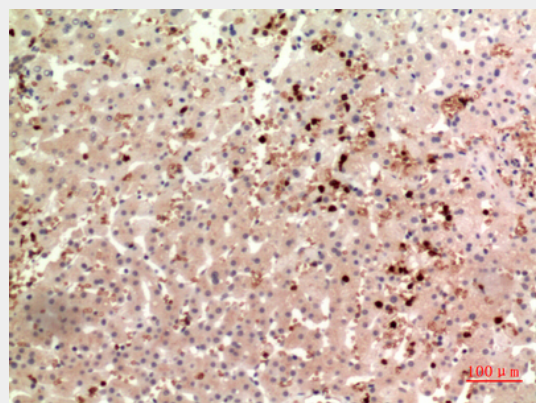
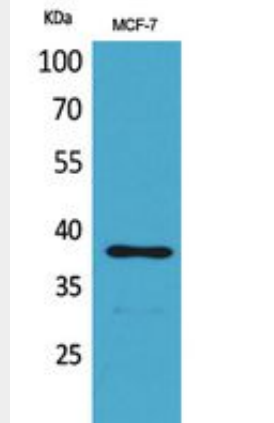
Provided below are standard protocols that you may find useful for product applications.

- [Western Blot](#)
- [Blocking Peptides](#)
- [Dot Blot](#)
- [Immunohistochemistry](#)
- [Immunofluorescence](#)
- [Immunoprecipitation](#)
- [Flow Cytometry](#)
- [Cell Culture](#)

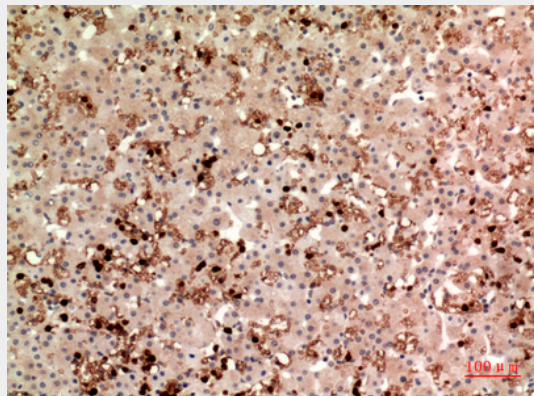
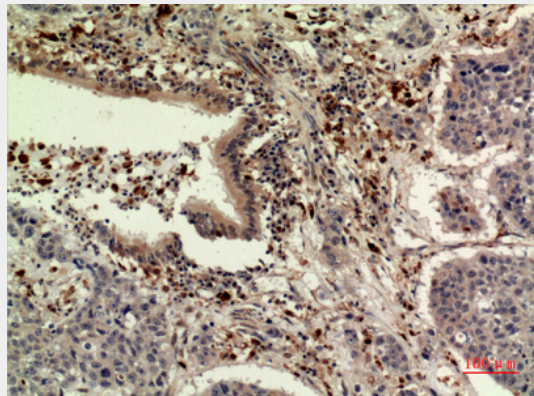
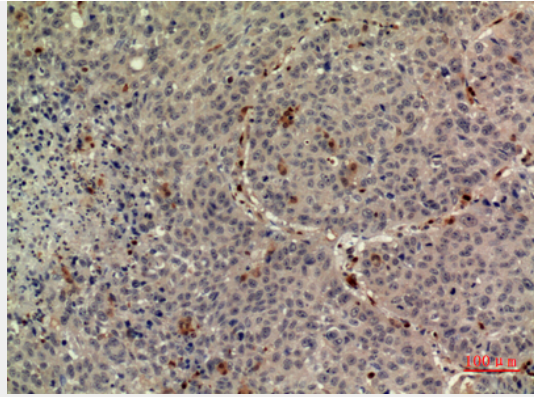
### TPO Polyclonal Antibody - Images











### **TPO Polyclonal Antibody - Background**

Lineage-specific cytokine affecting the proliferation and maturation of megakaryocytes from their committed progenitor cells. It acts at a late stage of megakaryocyte development. It may be the major physiological regulator of circulating platelets.