

17 β -HSD4 Polyclonal Antibody
Catalog # AP73569**Specification****17 β -HSD4 Polyclonal Antibody - Product Information**

| | |
|-------------------|------------------------|
| Application | WB |
| Primary Accession | P51659 |
| Reactivity | Human, Mouse, Rat |
| Host | Rabbit |
| Clonality | Polyclonal |

17 β -HSD4 Polyclonal Antibody - Additional Information**Gene ID** 3295**Other Names**

HSD17B4; EDH17B4; Peroxisomal multifunctional enzyme type 2; MFE-2; 17-beta-hydroxysteroid dehydrogenase 4; 17-beta-HSD 4; D-bifunctional protein; DBP; Multifunctional protein 2; MPF-2

Dilution

WB~~Western Blot: 1/500 - 1/2000. IHC-p: 1/100-1/300. ELISA: 1/20000. Not yet tested in other applications.

Format

Liquid in PBS containing 50% glycerol, 0.5% BSA and 0.09% (W/V) sodium azide.

Storage Conditions

-20°C

17 β -HSD4 Polyclonal Antibody - Protein Information**Name** HSD17B4 ([HGNC:5213](#))**Synonyms** EDH17B4, SDR8C1**Function**

Bifunctional enzyme acting on the peroxisomal fatty acid beta-oxidation pathway. Catalyzes two of the four reactions in fatty acid degradation: hydration of 2-enoyl-CoA (trans-2-enoyl-CoA) to produce (3R)-3-hydroxyacyl-CoA, and dehydrogenation of (3R)-3-hydroxyacyl-CoA to produce 3-ketoacyl-CoA (3-oxoacyl-CoA), which is further metabolized by SCPx. Can use straight-chain and branched-chain fatty acids, as well as bile acid intermediates as substrates.

Cellular Location

Peroxisome.

Tissue Location

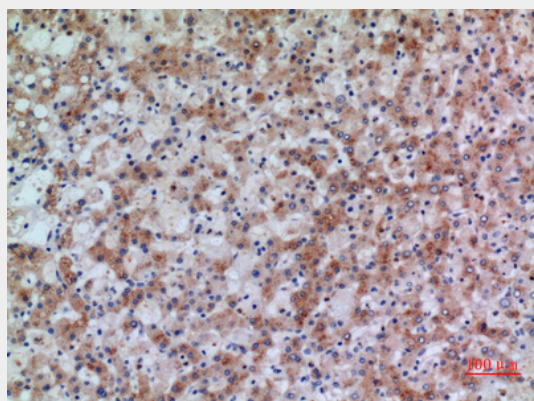

Present in many tissues with highest concentrations in liver, heart, prostate and testis

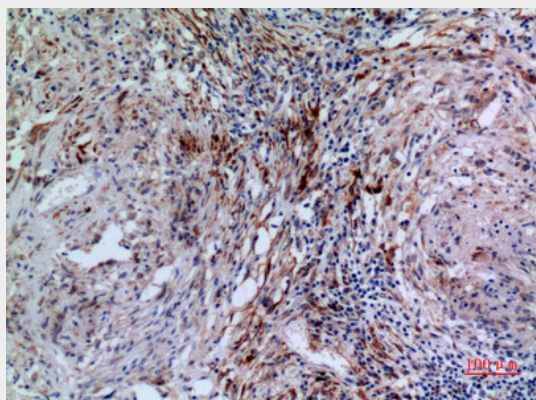
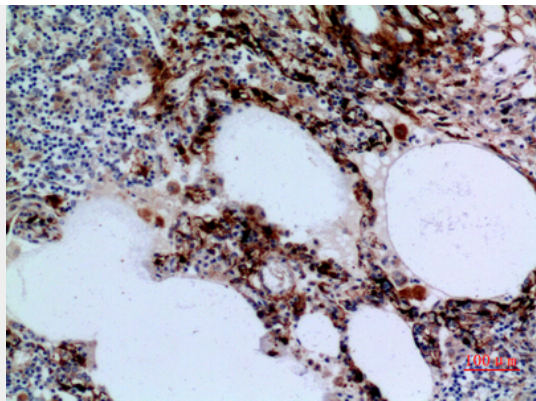
17 β -HSD4 Polyclonal Antibody - Protocols

Provided below are standard protocols that you may find useful for product applications.

- [Western Blot](#)
- [Blocking Peptides](#)
- [Dot Blot](#)
- [Immunohistochemistry](#)
- [Immunofluorescence](#)
- [Immunoprecipitation](#)
- [Flow Cytometry](#)
- [Cell Culture](#)

17 β -HSD4 Polyclonal Antibody - Images





17 β -HSD4 Polyclonal Antibody - Background

Bifunctional enzyme acting on the peroxisomal beta-oxidation pathway for fatty acids. Catalyzes the formation of 3- ketoacyl-CoA intermediates from both straight-chain and 2-methyl-branched-chain fatty acids.