

**Mucin 16 Polyclonal Antibody**  
Catalog # AP71105**Specification**

---

**Mucin 16 Polyclonal Antibody - Product Information**

Application	IF
Primary Accession	<a href="#">Q8WXI7</a>
Reactivity	Human
Host	Rabbit
Clonality	Polyclonal

**Mucin 16 Polyclonal Antibody - Additional Information****Gene ID** 94025**Other Names**

MUC16; CA125; Mucin-16; MUC-16; Ovarian cancer-related tumor marker CA125; CA-125; Ovarian carcinoma antigen CA125

**Dilution**

IF~Immunofluorescence: 1/200 - 1/1000. ELISA: 1/20000. Not yet tested in other applications.

**Format**

Liquid in PBS containing 50% glycerol, 0.5% BSA and 0.09% (W/V) sodium azide.

**Storage Conditions**

-20°C

**Mucin 16 Polyclonal Antibody - Protein Information****Name** MUC16 ([HGNC:15582](#))**Function**

Thought to provide a protective, lubricating barrier against particles and infectious agents at mucosal surfaces.

**Cellular Location**

Cell membrane; Single-pass type I membrane protein. Secreted, extracellular space. Note=May be liberated into the extracellular space following the phosphorylation of the intracellular C-terminus which induces the proteolytic cleavage and liberation of the extracellular domain

**Tissue Location**

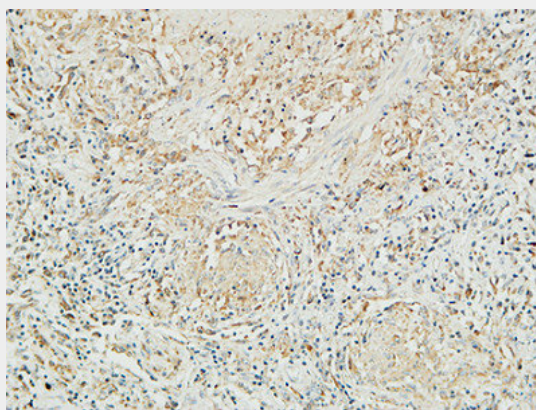
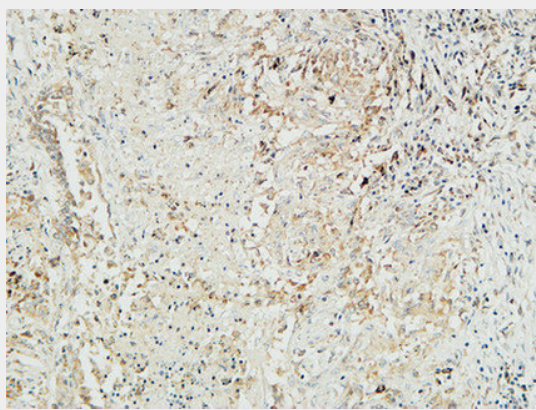
Expressed in corneal and conjunctival epithelia (at protein level). Overexpressed in ovarian carcinomas and ovarian low malignant potential (LMP) tumors as compared to the expression in normal ovarian tissue and ovarian adenomas

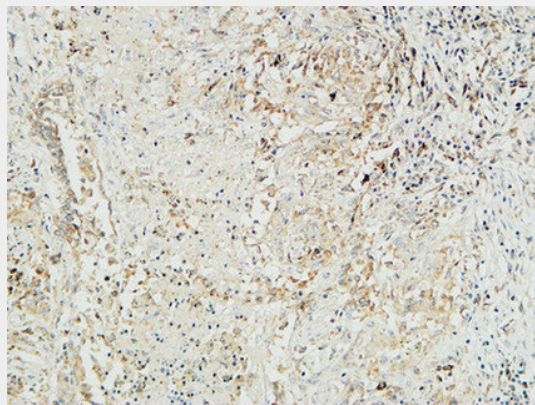
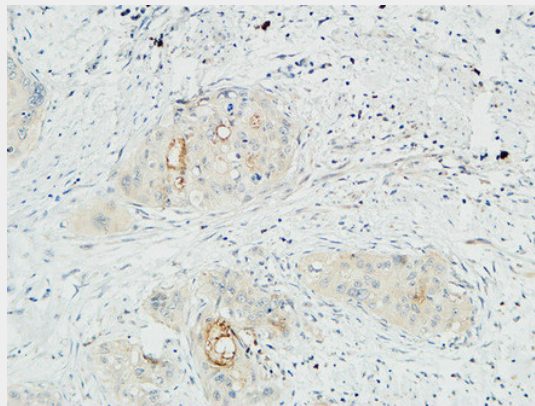
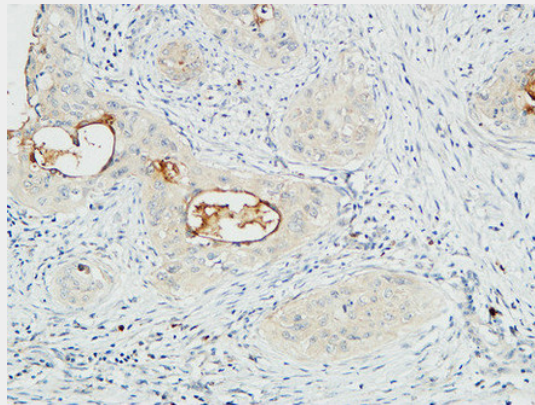
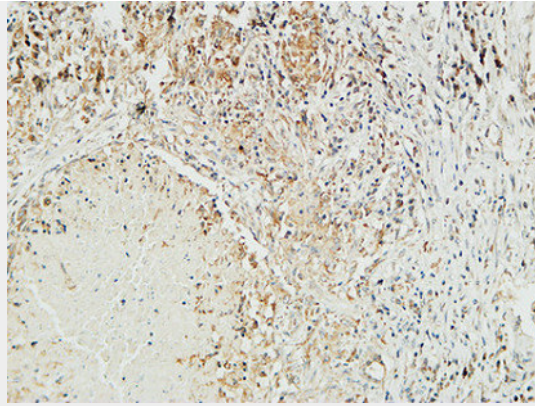
## Mucin 16 Polyclonal Antibody - Protocols

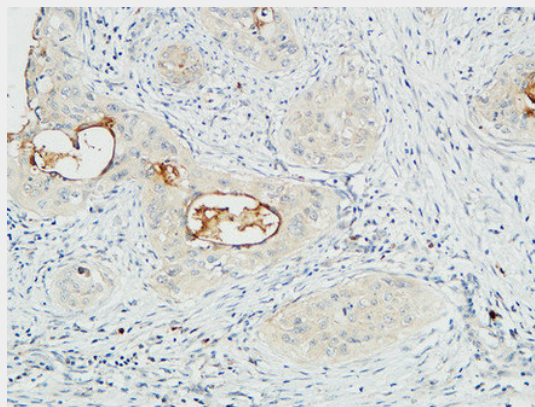
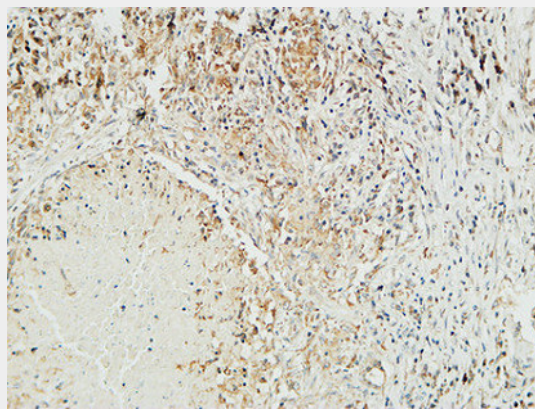
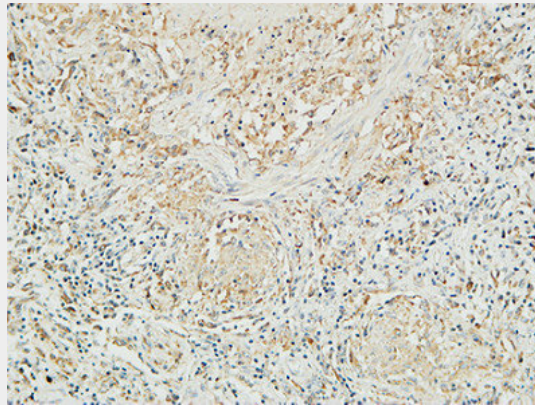
Provided below are standard protocols that you may find useful for product applications.

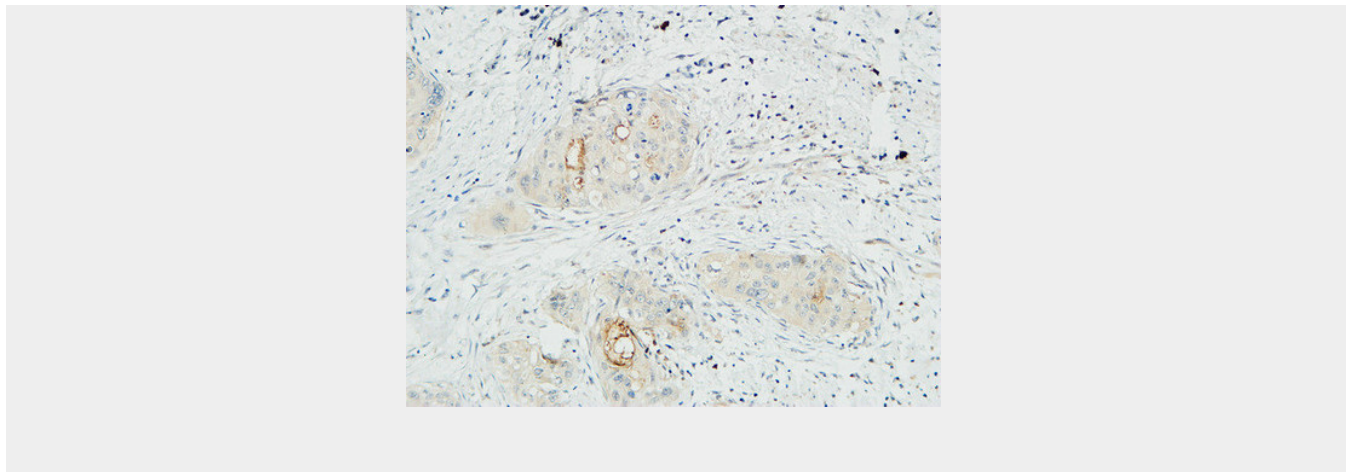
- [Western Blot](#)
- [Blocking Peptides](#)
- [Dot Blot](#)
- [Immunohistochemistry](#)
- [Immunofluorescence](#)
- [Immunoprecipitation](#)
- [Flow Cytometry](#)
- [Cell Culture](#)

## Mucin 16 Polyclonal Antibody - Images









### **Mucin 16 Polyclonal Antibody - Background**

Thought to provide a protective, lubricating barrier against particles and infectious agents at mucosal surfaces.