

Histone H4 Polyclonal Antibody
Catalog # AP70357**Specification****Histone H4 Polyclonal Antibody - Product Information**

Application	WB
Primary Accession	P62805
Reactivity	Human, Mouse, Rat, Monkey
Host	Rabbit
Clonality	Polyclonal

Histone H4 Polyclonal Antibody - Additional Information

Gene ID 121504;554313;8294;8359;8360;8361;8362;8363;8364;8365;8366;8367;8368;8370

Other Names

HIST1H4A; H4/A; H4FA; HIST1H4B; H4/I; H4FI; HIST1H4C; H4/G; H4FG; HIST1H4D; H4/B; H4FB; HIST1H4E; H4/J; H4FJ; HIST1H4F; H4/C; H4FC; HIST1H4H; H4/H; H4FH; HIST1H4I; H4/M; H4FM; HIST1H4J; H4/E; H4FE; HIST1H4K; H4/D; H4FD; HIST1H4L; H4/K; H4FK

Dilution

WB~~Western Blot: 1/500 - 1/2000. Immunohistochemistry: 1/100 - 1/300. Immunofluorescence: 1/200 - 1/1000. ELISA: 1/5000. Not yet tested in other applications.

Format

Liquid in PBS containing 50% glycerol, 0.5% BSA and 0.09% (W/V) sodium azide.

Storage Conditions

-20°C

Histone H4 Polyclonal Antibody - Protein Information

Name H4C1

Synonyms H4/A, H4FA, HIST1H4A

Function

Core component of nucleosome. Nucleosomes wrap and compact DNA into chromatin, limiting DNA accessibility to the cellular machineries which require DNA as a template. Histones thereby play a central role in transcription regulation, DNA repair, DNA replication and chromosomal stability. DNA accessibility is regulated via a complex set of post-translational modifications of histones, also called histone code, and nucleosome remodeling.

Cellular Location

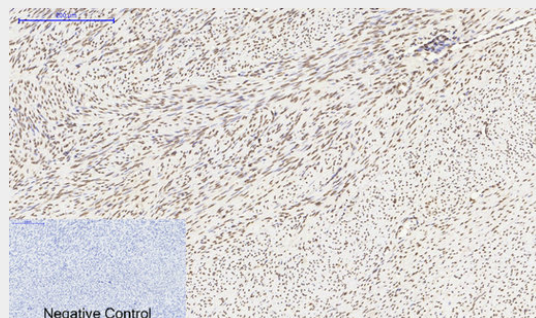
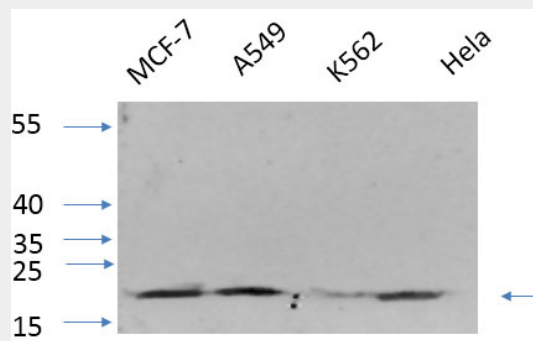
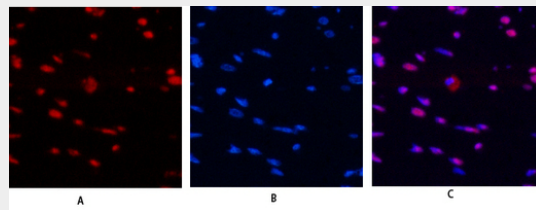
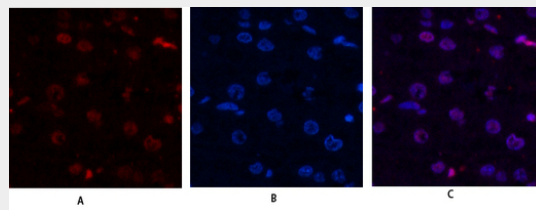
Nucleus. Chromosome.

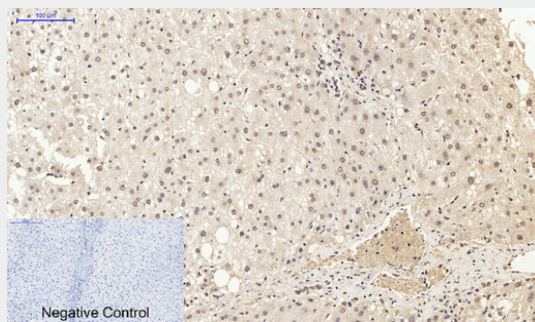
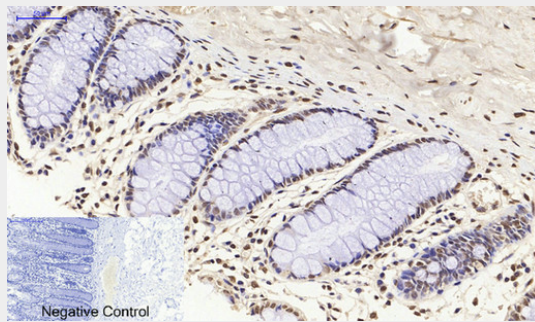
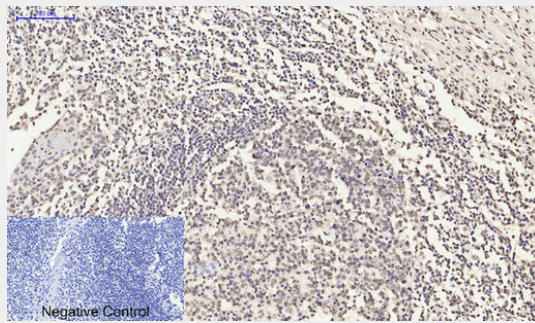
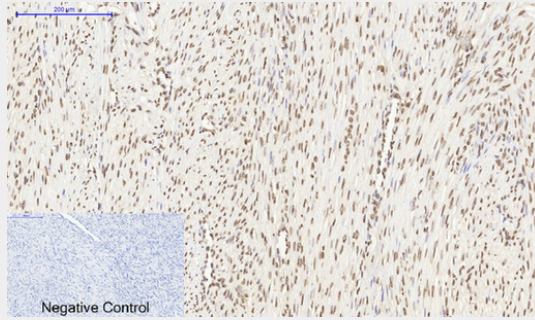
Histone H4 Polyclonal Antibody - Protocols

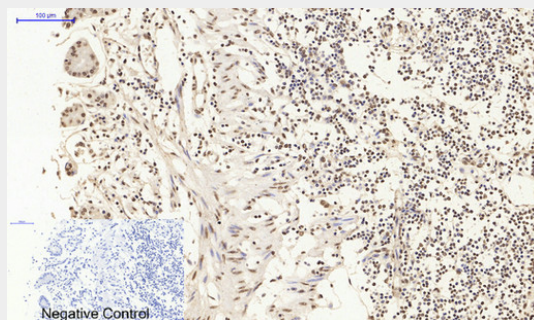
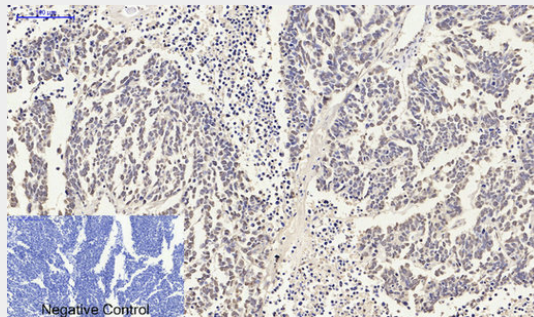
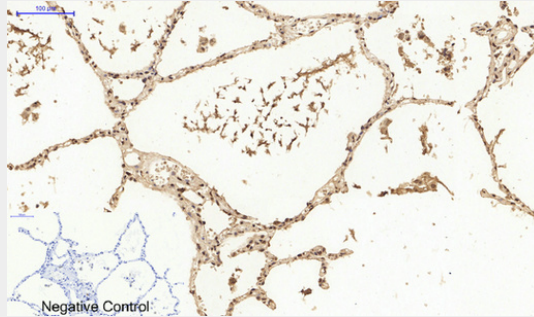
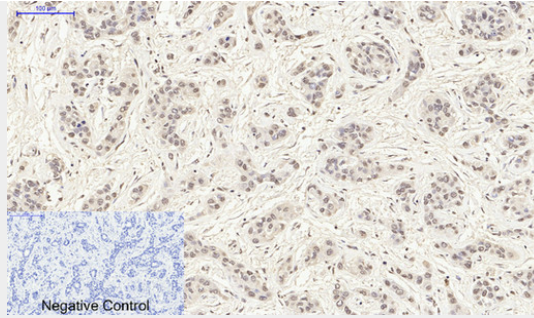
Provided below are standard protocols that you may find useful for product applications.

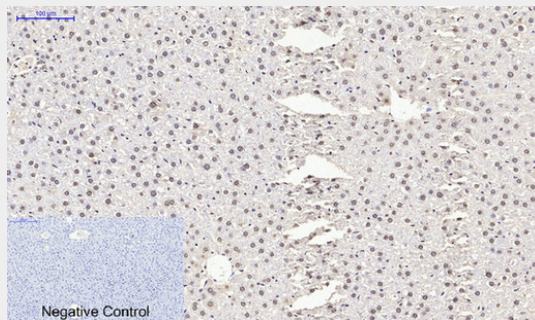
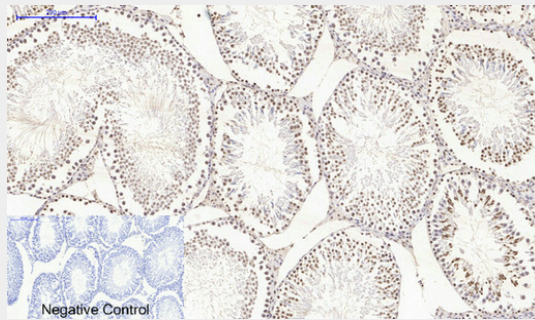
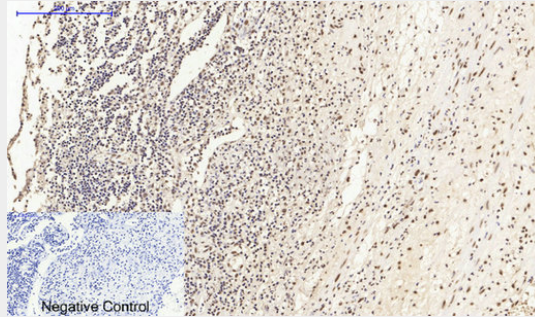
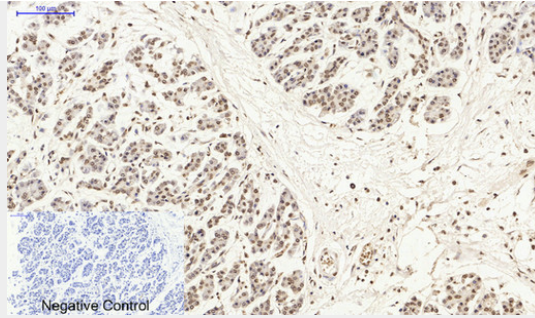
- [Western Blot](#)
- [Blocking Peptides](#)
- [Dot Blot](#)
- [Immunohistochemistry](#)
- [Immunofluorescence](#)
- [Immunoprecipitation](#)
- [Flow Cytometry](#)
- [Cell Culture](#)

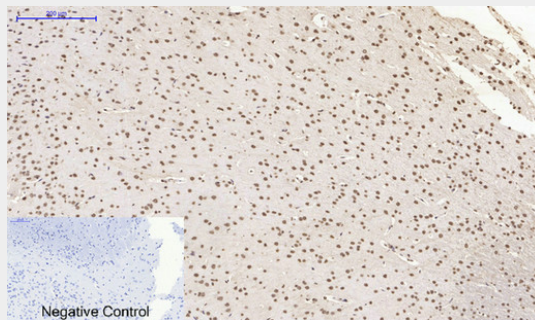
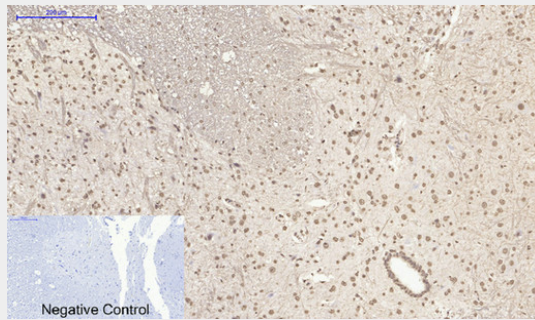
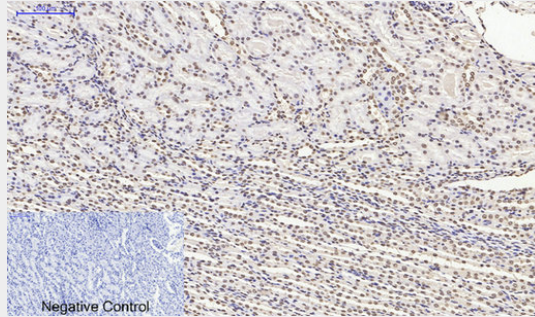
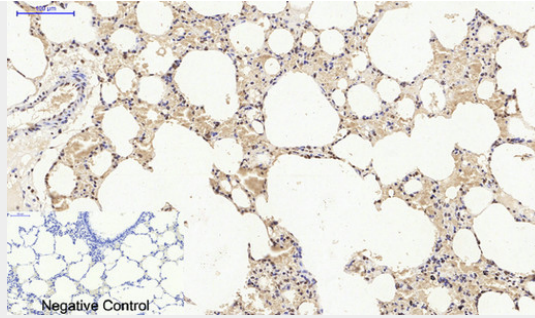
Histone H4 Polyclonal Antibody - Images

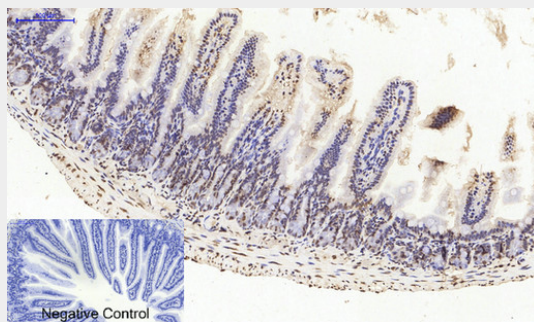
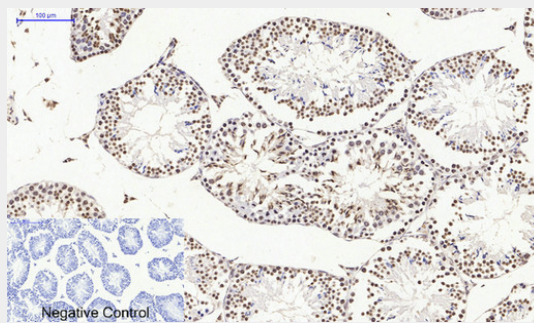
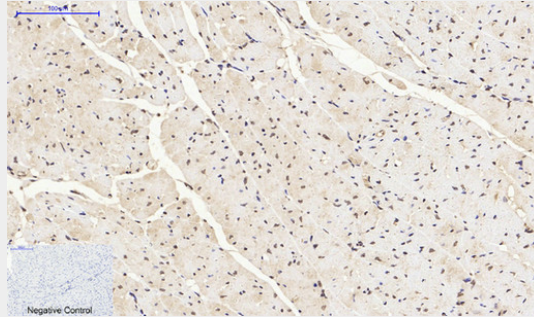
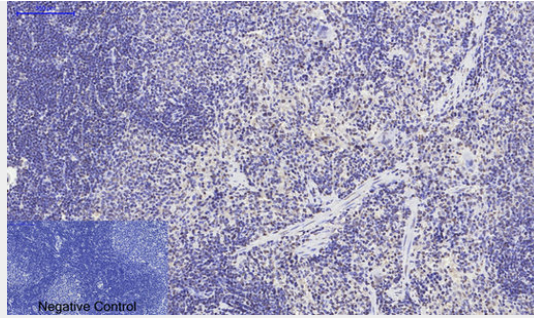


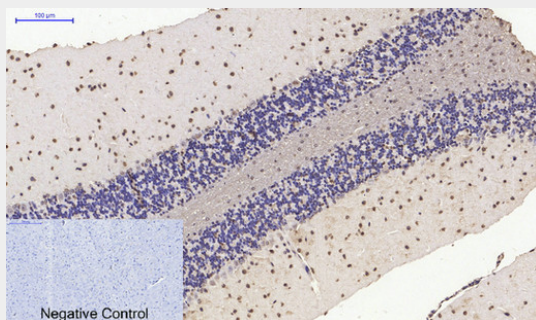
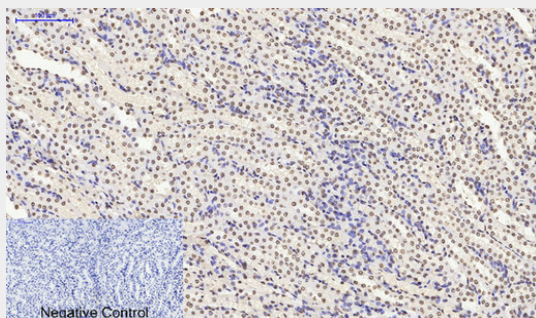
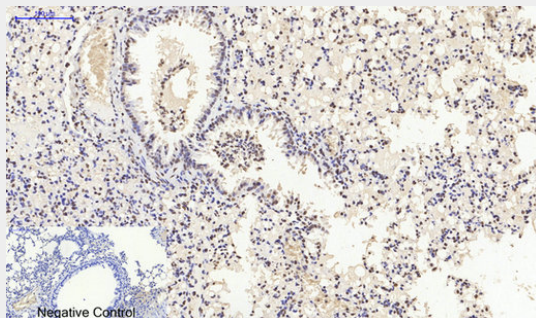
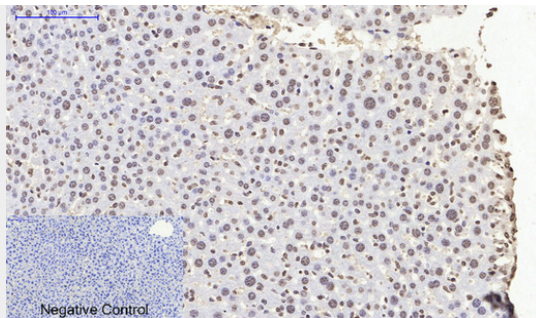


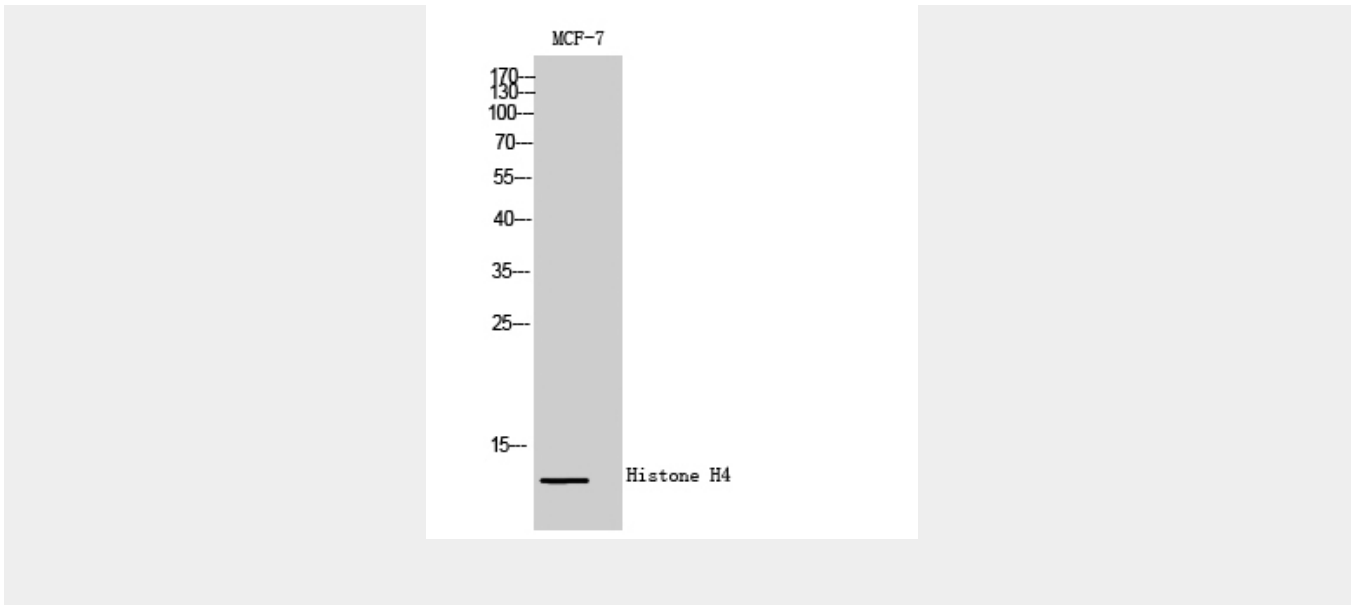












Histone H4 Polyclonal Antibody - Background

Core component of nucleosome. Nucleosomes wrap and compact DNA into chromatin, limiting DNA accessibility to the cellular machineries which require DNA as a template. Histones thereby play a central role in transcription regulation, DNA repair, DNA replication and chromosomal stability. DNA accessibility is regulated via a complex set of post-translational modifications of histones, also called histone code, and nucleosome remodeling.