

HEI10 Polyclonal Antibody
Catalog # AP70305**Specification**

HEI10 Polyclonal Antibody - Product Information

Application	WB
Primary Accession	O9NPC3
Reactivity	Human
Host	Rabbit
Clonality	Polyclonal

HEI10 Polyclonal Antibody - Additional Information**Gene ID** 57820**Other Names**

CCNB1IP1; C14orf18; HEI10; E3 ubiquitin-protein ligase CCNB1IP1; Cyclin-B1-interacting protein 1; Human enhancer of invasion 10

Dilution

WB~~Western Blot: 1/500 - 1/2000. Immunohistochemistry: 1/100 - 1/300. ELISA: 1/40000. Not yet tested in other applications.

Format

Liquid in PBS containing 50% glycerol, 0.5% BSA and 0.09% (W/V) sodium azide.

Storage Conditions

-20°C

HEI10 Polyclonal Antibody - Protein Information**Name** CCNB1IP1**Synonyms** C14orf18, HEI10**Function**

Ubiquitin E3 ligase that acts as a limiting factor for crossing-over during meiosis: required during zygonema to limit the colocalization of RNF212 with MutS-gamma-associated recombination sites and thereby establish early differentiation of crossover and non- crossover sites. Later, it is directed by MutL-gamma to stably accumulate at designated crossover sites. Probably promotes the dissociation of RNF212 and MutS-gamma to allow the progression of recombination and the implementation of the final steps of crossing over (By similarity). Modulates cyclin-B levels and participates in the regulation of cell cycle progression through the G2 phase. Overexpression causes delayed entry into mitosis.

Cellular Location

Nucleus. Chromosome. Note=Associates to the synaptonemal complex

Tissue Location

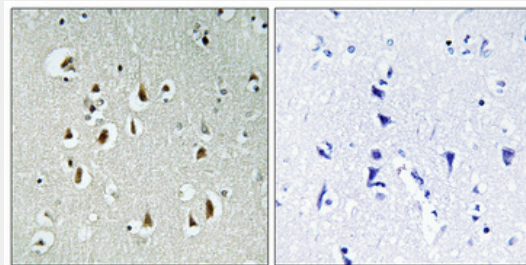

Highly expressed in heart. Detected at intermediate levels in liver and kidney, and at low levels in placenta, brain and lung.

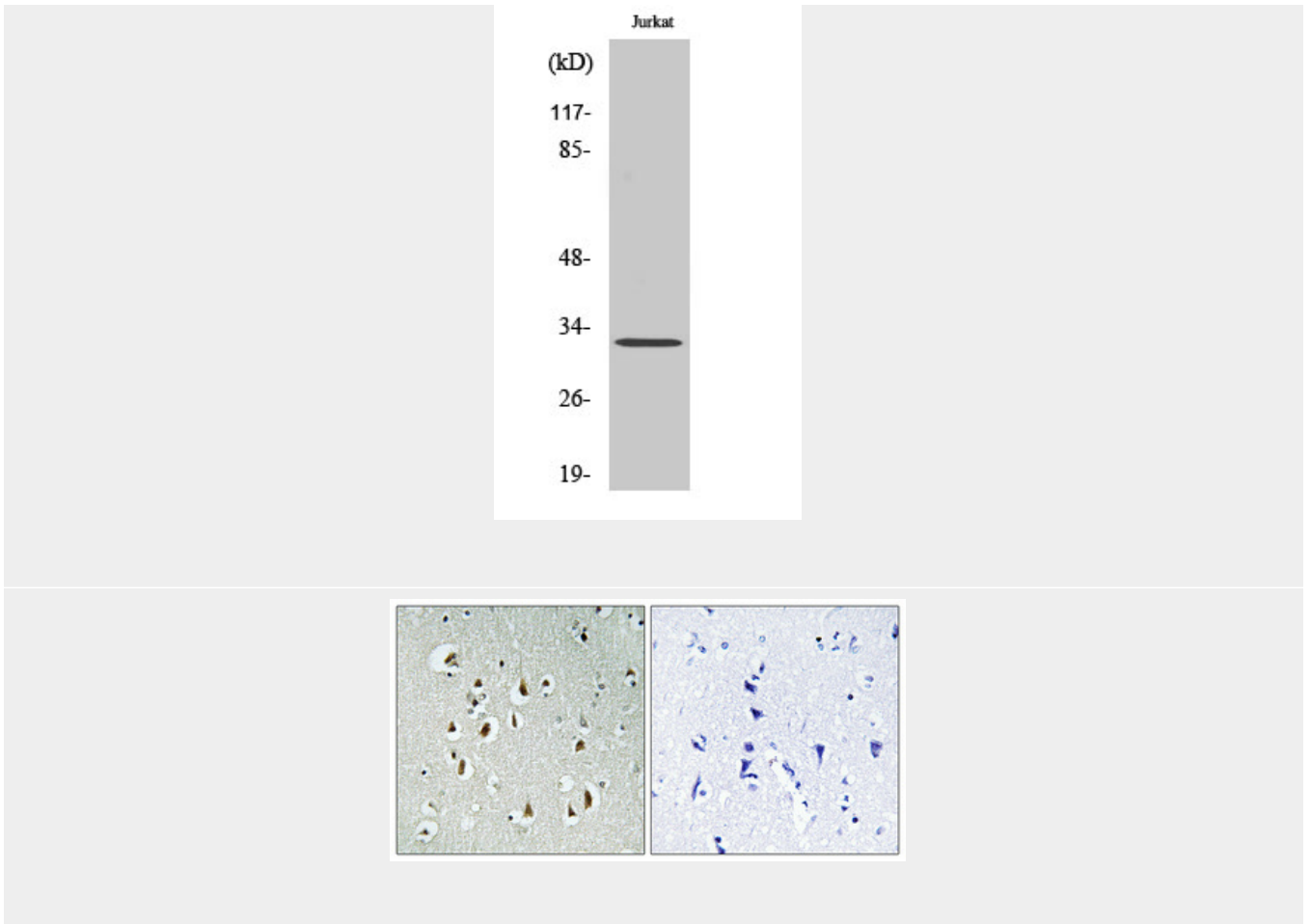
HEI10 Polyclonal Antibody - Protocols

Provided below are standard protocols that you may find useful for product applications.

- [Western Blot](#)
- [Blocking Peptides](#)
- [Dot Blot](#)
- [Immunohistochemistry](#)
- [Immunofluorescence](#)
- [Immunoprecipitation](#)
- [Flow Cytometry](#)
- [Cell Culture](#)

HEI10 Polyclonal Antibody - Images





HEI10 Polyclonal Antibody - Background

Ubiquitin E3 ligase that acts as a limiting factor for crossing-over during meiosis: required during zygonema to limit the colocalization of RNF212 with MutS-gamma-associated recombination sites and thereby establish early differentiation of crossover and non-crossover sites. Later, it is directed by MutL- gamma to stably accumulate at designated crossover sites. Probably promotes the dissociation of RNF212 and MutS-gamma to allow the progression of recombination and the implementation of the final steps of crossing over (By similarity). Modulates cyclin-B levels and participates in the regulation of cell cycle progression through the G2 phase. Overexpression causes delayed entry into mitosis.