

ACC α Polyclonal Antibody
Catalog # AP68257**Specification****ACC α Polyclonal Antibody - Product Information**

Application	WB
Primary Accession	Q13085
Reactivity	Human, Mouse, Rat
Host	Rabbit
Clonality	Polyclonal

ACC α Polyclonal Antibody - Additional Information**Gene ID** 31**Other Names**

ACACA; ACAC; ACC1; ACCA; Acetyl-CoA carboxylase 1; ACC1; ACC-alpha

Dilution

WB~~Western Blot: 1/500 - 1/2000. Immunohistochemistry: 1/100 - 1/300. ELISA: 1/5000. Not yet tested in other applications.

Format

Liquid in PBS containing 50% glycerol, 0.5% BSA and 0.09% (W/V) sodium azide.

Storage Conditions

-20°C

ACC α Polyclonal Antibody - Protein Information**Name** ACACA ([HGNC:84](#))**Synonyms** ACAC, ACC1, ACCA**Function**

Cytosolic enzyme that catalyzes the carboxylation of acetyl- CoA to malonyl-CoA, the first and rate-limiting step of de novo fatty acid biosynthesis (PubMed: [20457939](http://www.uniprot.org/citations/20457939), PubMed: [20952656](http://www.uniprot.org/citations/20952656), PubMed: [29899443](http://www.uniprot.org/citations/29899443)). This is a 2 steps reaction starting with the ATP-dependent carboxylation of the biotin carried by the biotin carboxyl carrier (BCC) domain followed by the transfer of the carboxyl group from carboxylated biotin to acetyl-CoA (PubMed: [20457939](http://www.uniprot.org/citations/20457939), PubMed: [20952656](http://www.uniprot.org/citations/20952656), PubMed: [29899443](http://www.uniprot.org/citations/29899443)).

Cellular Location

Cytoplasm, cytosol {ECO:0000250|UniProtKB:Q5SWU9}

Tissue Location

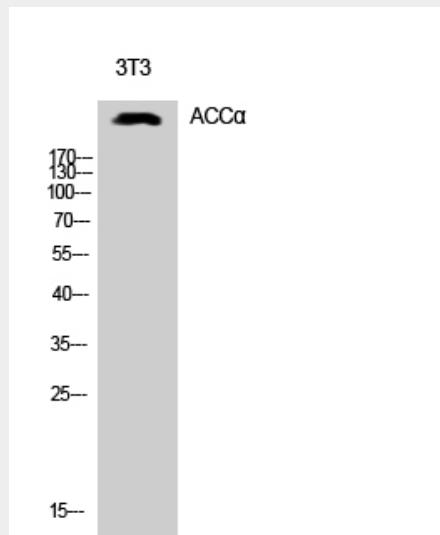
Expressed in brain, placenta, skeletal muscle, renal, pancreatic and adipose tissues; expressed at low level in pulmonary tissue; not detected in the liver

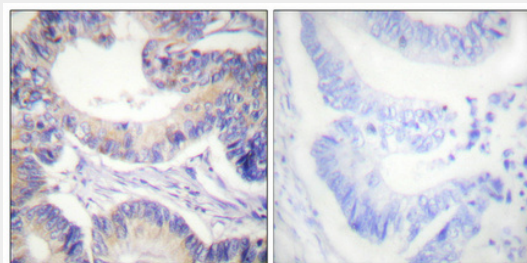

ACC α Polyclonal Antibody - Protocols

Provided below are standard protocols that you may find useful for product applications.

- [Western Blot](#)
- [Blocking Peptides](#)
- [Dot Blot](#)
- [Immunohistochemistry](#)
- [Immunofluorescence](#)
- [Immunoprecipitation](#)
- [Flow Cytometry](#)
- [Cell Culture](#)

ACC α Polyclonal Antibody - Images





ACC α Polyclonal Antibody - Background

Catalyzes the rate-limiting reaction in the biogenesis of long-chain fatty acids. Carries out three functions: biotin carboxyl carrier protein, biotin carboxylase and carboxyltransferase.