

p47-phox (phospho Ser345) Polyclonal Antibody
Catalog # AP67760

Specification

p47-phox (phospho Ser345) Polyclonal Antibody - Product Information

Application	WB
Primary Accession	P14598
Reactivity	Human
Host	Rabbit
Clonality	Polyclonal

p47-phox (phospho Ser345) Polyclonal Antibody - Additional Information

Gene ID 653361

Other Names

NCF1; NOXO2; SH3PXD1A; Neutrophil cytosol factor 1; NCF-1; 47 kDa autosomal chronic granulomatous disease protein; 47 kDa neutrophil oxidase factor; NCF-47K; Neutrophil NADPH oxidase factor 1; Nox organizer 2; Nox-organizing protein 2; SH3

Dilution

WB~~Western Blot: 1/500 - 1/2000. Immunohistochemistry: 1/100 - 1/300. ELISA: 1/5000. Not yet tested in other applications.

Format

Liquid in PBS containing 50% glycerol, 0.5% BSA and 0.09% (W/V) sodium azide.

Storage Conditions

-20°C

p47-phox (phospho Ser345) Polyclonal Antibody - Protein Information

Name NCF1

Synonyms NOXO2, SH3PXD1A

Function

NCF2, NCF1, and a membrane bound cytochrome b558 are required for activation of the latent NADPH oxidase (necessary for superoxide production).

Cellular Location

Cytoplasm, cytosol. Membrane; Peripheral membrane protein; Cytoplasmic side

Tissue Location



Detected in peripheral blood monocytes and neutrophils (at protein level).

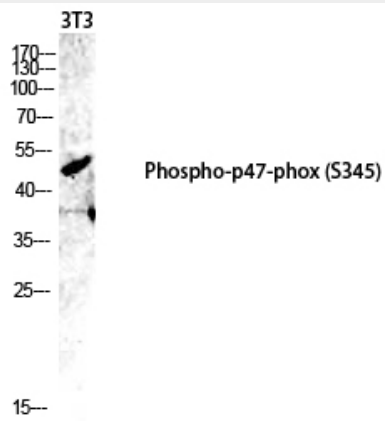

p47-phox (phospho Ser345) Polyclonal Antibody - Protocols

Provided below are standard protocols that you may find useful for product applications.

- [Western Blot](#)
- [Blocking Peptides](#)
- [Dot Blot](#)
- [Immunohistochemistry](#)
- [Immunofluorescence](#)
- [Immunoprecipitation](#)
- [Flow Cytometry](#)
- [Cell Culture](#)

p47-phox (phospho Ser345) Polyclonal Antibody - Images





p47-phox (phospho Ser345) Polyclonal Antibody - Background

NCF2, NCF1, and a membrane bound cytochrome b558 are required for activation of the latent NADPH oxidase (necessary for superoxide production).