

**IRS-1 (phospho Ser794) Polyclonal Antibody**  
Catalog # AP67082**Specification**

---

**IRS-1 (phospho Ser794) Polyclonal Antibody - Product Information**

Application	WB
Primary Accession	<a href="#">P35568</a>
Reactivity	Human, Mouse, Rat
Host	Rabbit
Clonality	Polyclonal

**IRS-1 (phospho Ser794) Polyclonal Antibody - Additional Information****Gene ID** 3667**Other Names**

IRS1; Insulin receptor substrate 1; IRS-1

**Dilution**

WB~~Western Blot: 1/500 - 1/2000. Immunohistochemistry: 1/100 - 1/300. Immunofluorescence: 1/200 - 1/1000. ELISA: 1/40000. Not yet tested in other applications.

**Format**

Liquid in PBS containing 50% glycerol, 0.5% BSA and 0.09% (W/V) sodium azide.

**Storage Conditions**

-20°C

**IRS-1 (phospho Ser794) Polyclonal Antibody - Protein Information****Name** IRS1**Function**

May mediate the control of various cellular processes by insulin. When phosphorylated by the insulin receptor binds specifically to various cellular proteins containing SH2 domains such as phosphatidylinositol 3-kinase p85 subunit or GRB2. Activates phosphatidylinositol 3-kinase when bound to the regulatory p85 subunit (By similarity).

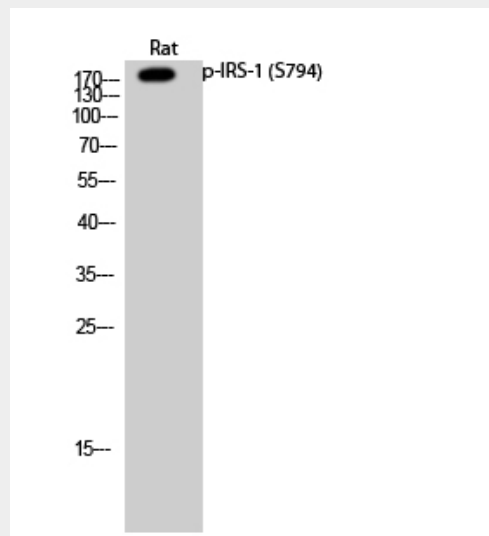
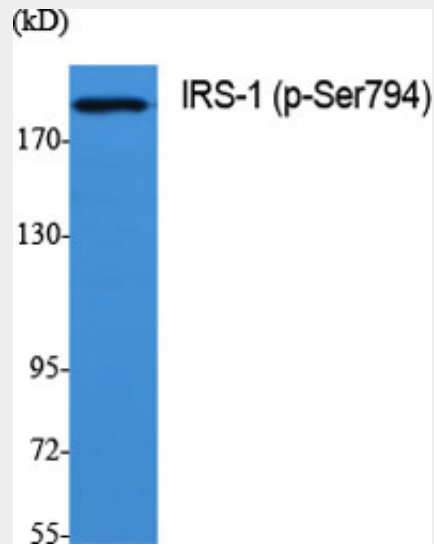
**IRS-1 (phospho Ser794) Polyclonal Antibody - Protocols**

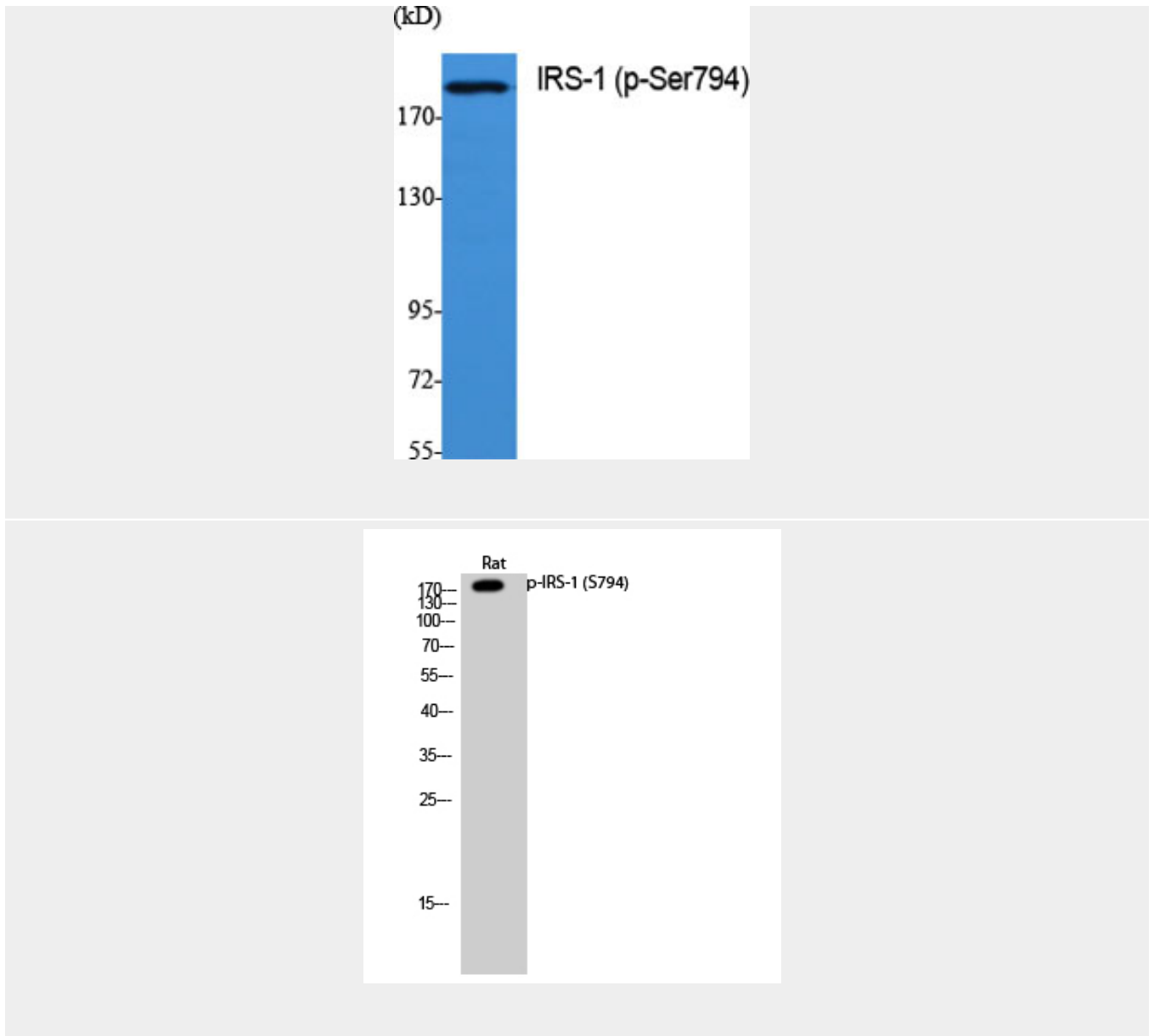
Provided below are standard protocols that you may find useful for product applications.

- [Western Blot](#)
- [Blocking Peptides](#)
- [Dot Blot](#)
- [Immunohistochemistry](#)

- [Immunofluorescence](#)
- [Immunoprecipitation](#)
- [Flow Cytometry](#)
- [Cell Culture](#)

### IRS-1 (phospho Ser794) Polyclonal Antibody - Images





### IRS-1 (phospho Ser794) Polyclonal Antibody - Background

May mediate the control of various cellular processes by insulin. When phosphorylated by the insulin receptor binds specifically to various cellular proteins containing SH2 domains such as phosphatidylinositol 3-kinase p85 subunit or GRB2. Activates phosphatidylinositol 3-kinase when bound to the regulatory p85 subunit (By similarity).