

AMACR Monoclonal Antibody(4A12)
Catalog # AP63301**Specification****AMACR Monoclonal Antibody(4A12) - Product Information**

Application	WB
Primary Accession	Q9UHK6
Reactivity	Human, Mouse, Rat
Host	Mouse
Clonality	Monoclonal

AMACR Monoclonal Antibody(4A12) - Additional Information

Gene ID 23600

Other Names

AMACR; Alpha-methylacyl-CoA racemase; 2-methylacyl-CoA racemase

Dilution

WB~WB: 1:1000 IHC: 1:200 IF 1:200

Format

PBS, pH 7.4, containing 0.09% (W/V) sodium azide as Preservative and 50% Glycerol.

Storage Conditions

-20°C

AMACR Monoclonal Antibody(4A12) - Protein Information

Name AMACR

Function

Catalyzes the interconversion of (R)- and (S)-stereoisomers of alpha-methyl-branched-chain fatty acyl-CoA esters (PubMed: [10655068](http://www.uniprot.org/citations/10655068), PubMed: [11060359](http://www.uniprot.org/citations/11060359), PubMed: [7649182](http://www.uniprot.org/citations/7649182)). Acts only on coenzyme A thioesters, not on free fatty acids, and accepts as substrates a wide range of alpha-methylacyl-CoAs, including pristanoyl-CoA, trihydroxycoprostanoyl-CoA (an intermediate in bile acid synthesis), and arylpropionic acids like the anti-inflammatory drug ibuprofen (2- (4-isobutylphenyl)propionic acid) but neither 3-methyl-branched nor linear-chain acyl-CoAs (PubMed: [10655068](http://www.uniprot.org/citations/10655068), PubMed: [11060359](http://www.uniprot.org/citations/11060359), PubMed: [7649182](http://www.uniprot.org/citations/7649182)).

Cellular Location

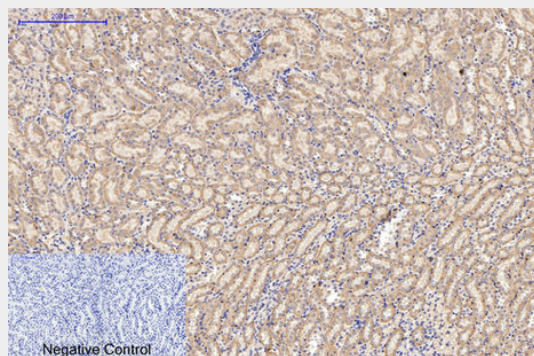
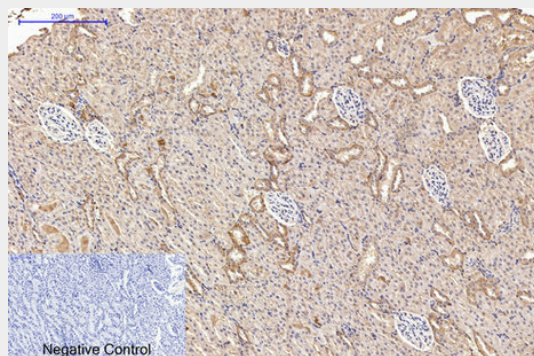
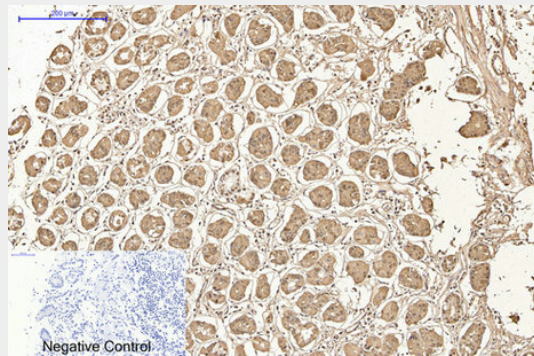
Peroxisome. Mitochondrion

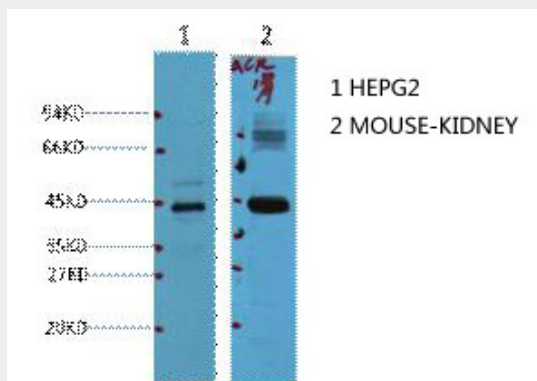
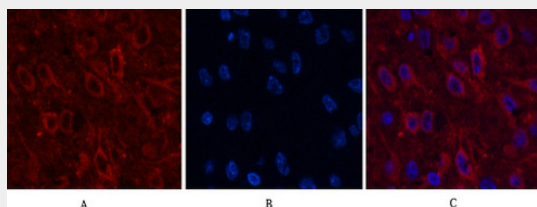
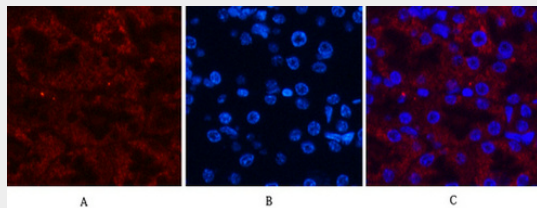
AMACR Monoclonal Antibody(4A12) - Protocols

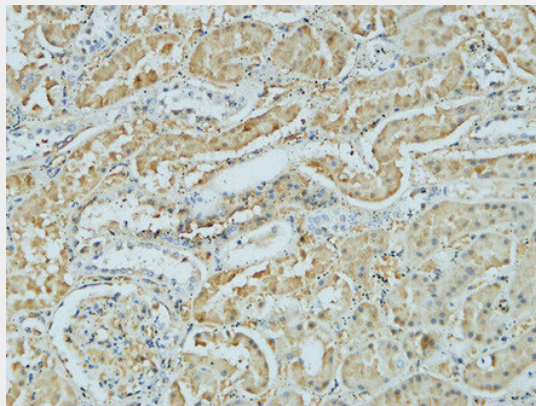
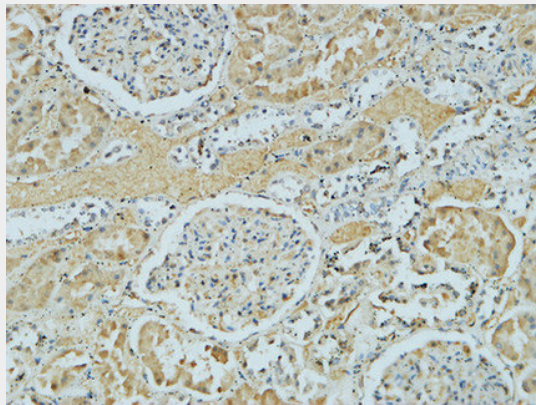
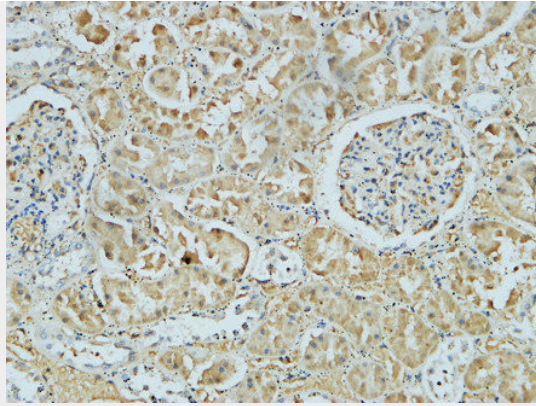
Provided below are standard protocols that you may find useful for product applications.

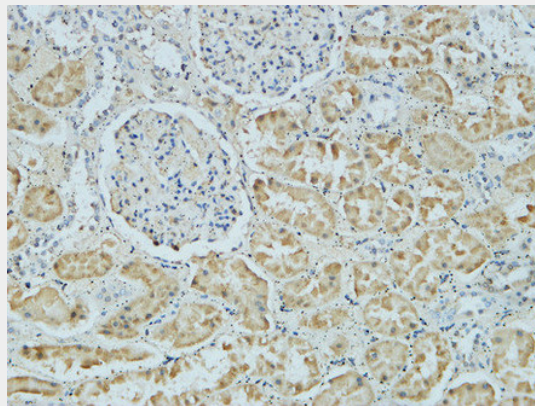
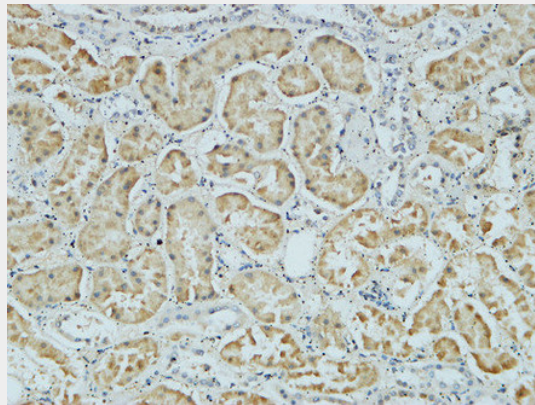
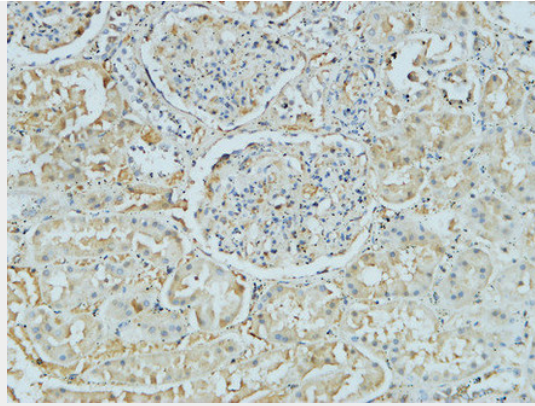
- [Western Blot](#)
- [Blocking Peptides](#)
- [Dot Blot](#)
- [Immunohistochemistry](#)
- [Immunofluorescence](#)
- [Immunoprecipitation](#)
- [Flow Cytometry](#)
- [Cell Culture](#)

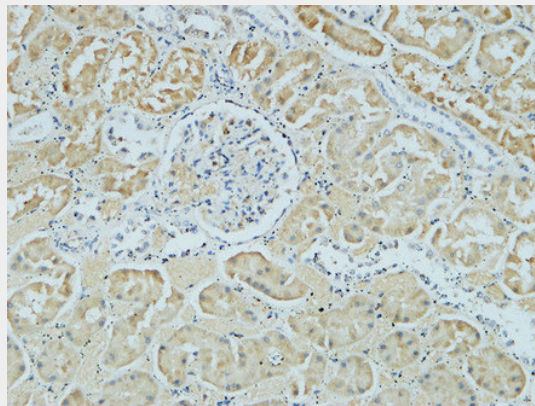
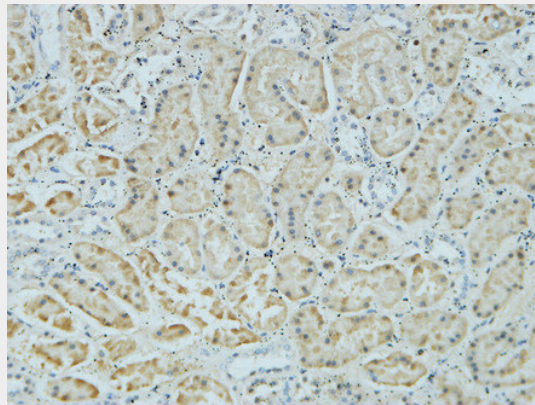
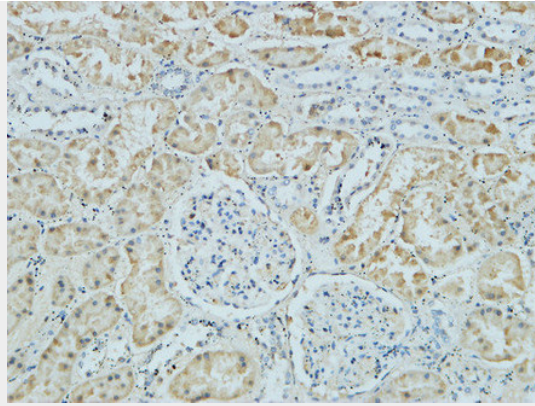
AMACR Monoclonal Antibody(4A12) - Images

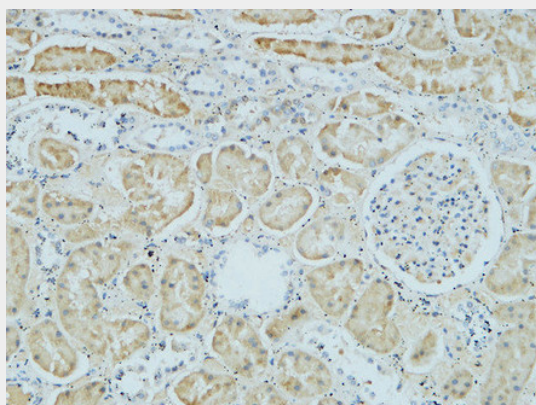
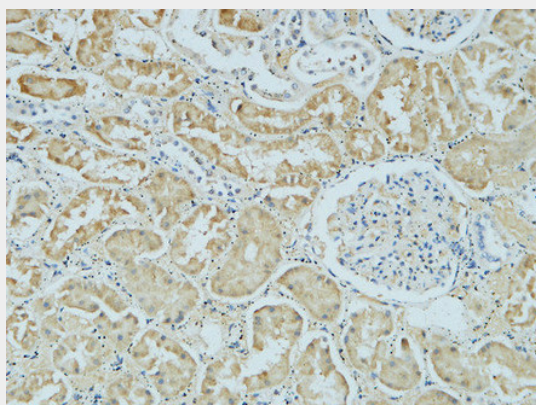
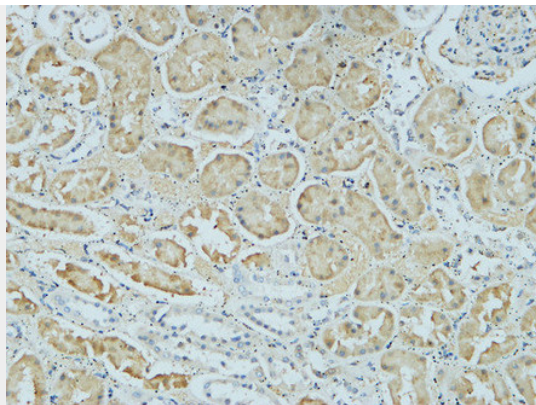












AMACR Monoclonal Antibody(4A12) - Background

Racemization of 2-methyl-branched fatty acid CoA esters. Responsible for the conversion of pristanoyl-CoA and C27-bile acyl-CoAs to their (S)-stereoisomers.