

Anti-TAP-tag Antibody
Mouse monoclonal antibody to TAP-tag
Catalog # AP61560

Specification

Anti-TAP-tag Antibody - Product Information

Application	WB, IP
Host	Mouse
Clonality	Monoclonal

Anti-TAP-tag Antibody - Additional Information

Target/Specificity

Recognizes TAP recombinant protein.

Dilution

WB~~WB (1/5000 - 1/10000), IP (1/100 - 1/200)

IP~~WB (1/5000 - 1/10000), IP (1/100 - 1/200)

Format

Liquid in 0.42% Potassium phosphate, 0.87% Sodium chloride, pH 7.3, 30% glycerol, and 0.09% (W/V) sodium azide.

Storage

Store at -20 °C. Stable for 12 months from date of receipt


Anti-TAP-tag Antibody - Protein Information

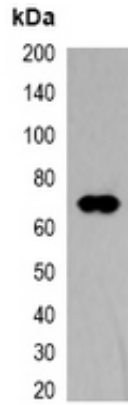
Anti-TAP-tag Antibody - Protocols

Provided below are standard protocols that you may find useful for product applications.

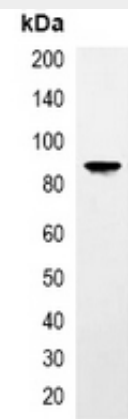
- [Western Blot](#)
- [Blocking Peptides](#)
- [Dot Blot](#)
- [Immunohistochemistry](#)
- [Immunofluorescence](#)
- [Immunoprecipitation](#)
- [Flow Cytometry](#)
- [Cell Culture](#)

Anti-TAP-tag Antibody - Images





Western blot analysis of over-expressed TAP-tagged protein in 293T cell lysate.



Immunoprecipitation of TAP-tagged protein from HEK293T cells transfected with vector overexpressing TAP tag, using Anti-TAP-tag Antibody.

Anti-TAP-tag Antibody - Background

Recombinant protein corresponding to TAP-tag.