

MTA3 Polyclonal Antibody
Purified Rabbit Polyclonal Antibody (Pab)
Catalog # AP57753

Specification

MTA3 Polyclonal Antibody - Product Information

Application	IHC-P
Primary Accession	O9BTC8
Reactivity	Rat, Dog, Bovine
Host	Rabbit
Clonality	Polyclonal

MTA3 Polyclonal Antibody - Additional Information

Other Names

Metastasis-associated protein MTA3, MTA3, KIAA1266

Format

0.01M TBS(pH7.4), 0.09% (W/V) sodium azide and 50% Glyce

Storage

Store at -20 °C for one year. Avoid repeated freeze/thaw cycles. When reconstituted in sterile pH 7.4 0.01M PBS or diluent of antibody the antibody is stable for at least two weeks at 2-4 °C.


MTA3 Polyclonal Antibody - Protein Information

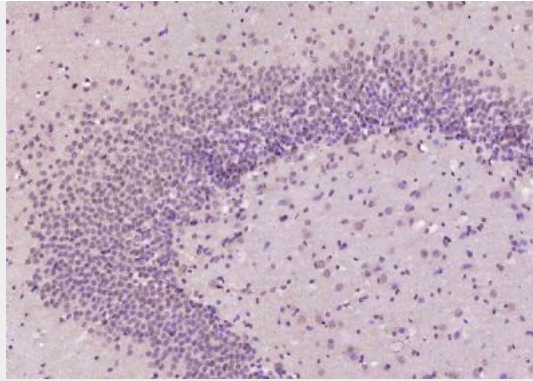
MTA3 Polyclonal Antibody - Protocols

Provided below are standard protocols that you may find useful for product applications.

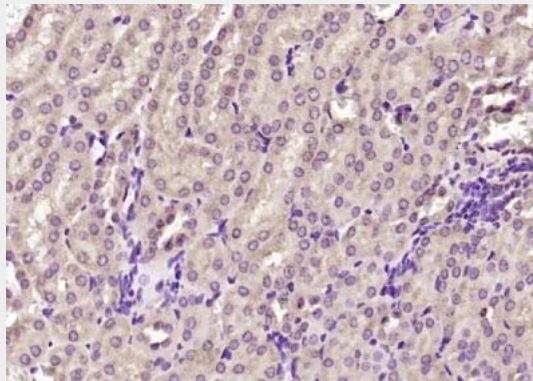
- [Western Blot](#)
- [Blocking Peptides](#)
- [Dot Blot](#)
- [Immunohistochemistry](#)
- [Immunofluorescence](#)
- [Immunoprecipitation](#)
- [Flow Cytometry](#)
- [Cell Culture](#)

MTA3 Polyclonal Antibody - Images





Paraformaldehyde-fixed, paraffin embedded (rat brain); Antigen retrieval by boiling in sodium citrate buffer (pH6.0) for 15min; Block endogenous peroxidase by 3% hydrogen peroxide for 20 minutes; Blocking buffer (normal goat serum) at 37°C for 30min; Antibody incubation with (MTA3) Polyclonal Antibody, Unconjugated (bs-20028R) at 1:200 overnight at 4°C, followed by operating according to SP Kit(Rabbit) (sp-0023) instructions and DAB staining.



Paraformaldehyde-fixed, paraffin embedded (mouse kidney); Antigen retrieval by boiling in sodium citrate buffer (pH6.0) for 15min; Block endogenous peroxidase by 3% hydrogen peroxide for 20 minutes; Blocking buffer (normal goat serum) at 37°C for 30min; Antibody incubation with (MTA3) Polyclonal Antibody, Unconjugated (bs-20028R) at 1:200 overnight at 4°C, followed by operating according to SP Kit(Rabbit) (sp-0023) instructions and DAB staining.