

**STRAP Antibody (C-term)**  
**Purified Rabbit Polyclonal Antibody (Pab)**  
**Catalog # AP2933b****Specification**

---

**STRAP Antibody (C-term) - Product Information**

Application	WB, IHC-P, FC,E
Primary Accession	<a href="#">O9Y3F4</a>
Other Accession	<a href="#">O5XIG8</a> , <a href="#">O9Z1Z2</a> , <a href="#">O5ZL33</a> , <a href="#">O5E959</a>
Reactivity	Human
Predicted	Bovine, Chicken, Mouse, Rat
Host	Rabbit
Clonality	Polyclonal
Isotype	Rabbit IgG
Calculated MW	38438
Antigen Region	242-269

**STRAP Antibody (C-term) - Additional Information****Gene ID** 11171**Other Names**

Serine-threonine kinase receptor-associated protein, MAP activator with WD repeats, UNR-interacting protein, WD-40 repeat protein PT-WD, STRAP, MAWD, UNRIP

**Target/Specificity**

This STRAP antibody is generated from rabbits immunized with a KLH conjugated synthetic peptide between 242-269 amino acids from the C-terminal region of human STRAP.

**Dilution**WB~~1:1000  
IHC-P~~1:50~100  
FC~~1:10~50**Format**

Purified polyclonal antibody supplied in PBS with 0.09% (W/V) sodium azide. This antibody is prepared by Saturated Ammonium Sulfate (SAS) precipitation followed by dialysis against PBS.

**Storage**

Maintain refrigerated at 2-8°C for up to 2 weeks. For long term storage store at -20°C in small aliquots to prevent freeze-thaw cycles.

**Precautions**

STRAP Antibody (C-term) is for research use only and not for use in diagnostic or therapeutic procedures.

**STRAP Antibody (C-term) - Protein Information**

**Name** STRAP

**Synonyms** MAWD, UNRIP

**Function** The SMN complex catalyzes the assembly of small nuclear ribonucleoproteins (snRNPs), the building blocks of the spliceosome, and thereby plays an important role in the splicing of cellular pre- mRNAs. Most spliceosomal snRNPs contain a common set of Sm proteins SNRPB, SNRPD1, SNRPD2, SNRPD3, SNRPE, SNRPF and SNRPG that assemble in a heptameric protein ring on the Sm site of the small nuclear RNA to form the core snRNP (Sm core). In the cytosol, the Sm proteins SNRPD1, SNRPD2, SNRPE, SNRPF and SNRPG are trapped in an inactive 6S pICln-Sm complex by the chaperone CLNS1A that controls the assembly of the core snRNP. To assemble core snRNPs, the SMN complex accepts the trapped 5Sm proteins from CLNS1A forming an intermediate. Binding of snRNA inside 5Sm triggers eviction of the SMN complex, thereby allowing binding of SNRPD3 and SNRPB to complete assembly of the core snRNP. STRAP plays a role in the cellular distribution of the SMN complex. Negatively regulates TGF-beta signaling but positively regulates the PDPK1 kinase activity by enhancing its autophosphorylation and by significantly reducing the association of PDPK1 with 14-3-3 protein.

**Cellular Location**

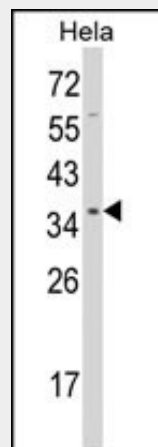
Cytoplasm. Nucleus. Note=Localized predominantly in the cytoplasm but also found in the nucleus

**STRAP Antibody (C-term) - Protocols**

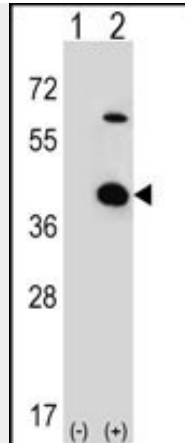
Provided below are standard protocols that you may find useful for product applications.

- [Western Blot](#)
- [Blocking Peptides](#)
- [Dot Blot](#)
- [Immunohistochemistry](#)
- [Immunofluorescence](#)
- [Immunoprecipitation](#)
- [Flow Cytometry](#)
- [Cell Culture](#)

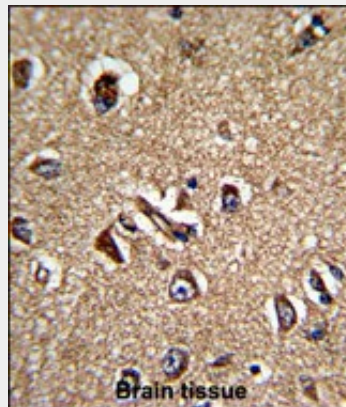
**STRAP Antibody (C-term) - Images**




Western blot analysis of STRAP Antibody (C-term) (Cat. #AP2933b) in HeLa cell line lysates (35ug/lane). STRAP (arrow) was detected using the purified Pab.



Western blot analysis of STRAP (arrow) using rabbit polyclonal STRAP Antibody (C-term) (Cat. #AP2933b). 293 cell lysates (2 ug/lane) either nontransfected (Lane 1) or transiently transfected (Lane 2) with the STRAP gene.



Formalin-fixed and paraffin-embedded human brain tissue reacted with STRAP Antibody (C-term), which was peroxidase-conjugated to the secondary antibody, followed by DAB staining. This data demonstrates the use of this antibody for immunohistochemistry; clinical relevance has not been evaluated.



Flow cytometric analysis of hela cells using STRAP Antibody (C-term)(bottom histogram) compared to a negative control cell (top histogram) FITC-conjugated goat-anti-rabbit secondary antibodies were used for the analysis.

### STRAP Antibody (C-term) - Background

The SMN complex plays an essential role in spliceosomal snRNP assembly in the cytoplasm and is

required for pre-mRNA splicing in the nucleus. STRAP may play a role in the cellular distribution of the SMN complex.

#### **STRAP Antibody (C-term) - References**

Adams,C.J., et.al., EMBO Rep. 9 (12), 1222-1229 (2008)