

**(Mouse) Med15 Antibody (C-term)**  
**Purified Rabbit Polyclonal Antibody (Pab)**  
**Catalog # AP21208b**

**Specification**

---

**(Mouse) Med15 Antibody (C-term) - Product Information**

Application	<b>WB, IHC-P,E</b>
Primary Accession	<a href="#">O924H2</a>
Reactivity	<b>Mouse, Rat</b>
Host	<b>Rabbit</b>
Clonality	<b>polyclonal</b>
Isotype	<b>Rabbit IgG</b>
Calculated MW	<b>86607</b>

**(Mouse) Med15 Antibody (C-term) - Additional Information**

**Gene ID** 94112

**Other Names**

Mediator of RNA polymerase II transcription subunit 15, Mediator complex subunit 15, Positive cofactor 2 glutamine/Q-rich-associated protein, PC2 glutamine/Q-rich-associated protein, mPcqap, Med15, Pcqap

**Target/Specificity**

This mouse Med15 antibody is generated from a rabbit immunized with a KLH conjugated synthetic peptide between 712-746 amino acids from the C-terminal region of mouse Med15.

**Dilution**

WB~~1:2000

IHC-P~~1:25

**Format**

Purified polyclonal antibody supplied in PBS with 0.09% (W/V) sodium azide. This antibody is purified through a protein A column, followed by peptide affinity purification.

**Storage**

Maintain refrigerated at 2-8°C for up to 2 weeks. For long term storage store at -20°C in small aliquots to prevent freeze-thaw cycles.

**Precautions**

(Mouse) Med15 Antibody (C-term) is for research use only and not for use in diagnostic or therapeutic procedures.

**(Mouse) Med15 Antibody (C-term) - Protein Information**

**Name** Med15

**Synonyms** Pcqap

**Function** Component of the Mediator complex, a coactivator involved in the regulated transcription of nearly all RNA polymerase II-dependent genes. Mediator functions as a bridge to convey information from gene-specific regulatory proteins to the basal RNA polymerase II transcription machinery. Mediator is recruited to promoters by direct interactions with regulatory proteins and serves as a scaffold for the assembly of a functional preinitiation complex with RNA polymerase II and the general transcription factors. Required for cholesterol-dependent gene regulation. Positively regulates the Nodal signaling pathway (By similarity).

**Cellular Location**

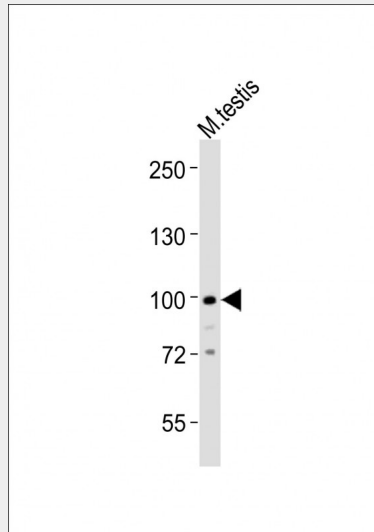
Cytoplasm. Nucleus.

**(Mouse) Med15 Antibody (C-term) - Protocols**

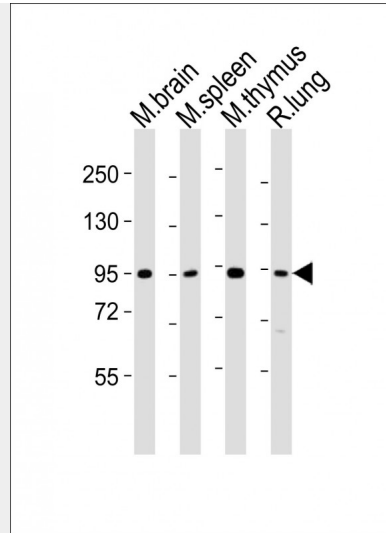
Provided below are standard protocols that you may find useful for product applications.

- [Western Blot](#)
- [Blocking Peptides](#)
- [Dot Blot](#)
- [Immunohistochemistry](#)
- [Immunofluorescence](#)
- [Immunoprecipitation](#)
- [Flow Cytometry](#)
- [Cell Culture](#)

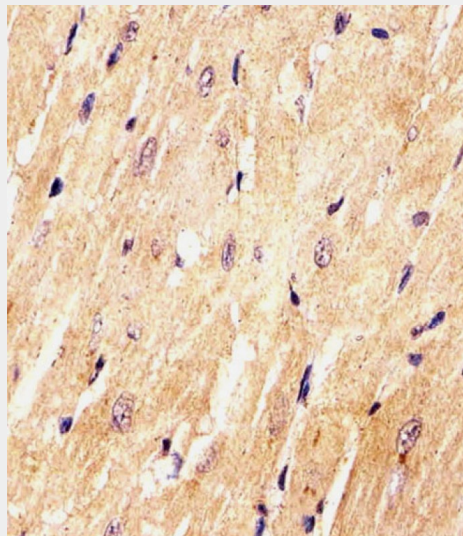
**(Mouse) Med15 Antibody (C-term) - Images**



Anti-Med15 Antibody (C-term) at 1:1000 dilution + mouse testis lysates Lysates/proteins at 20 µg per lane. Secondary Goat Anti-Rabbit IgG, (H+L), Peroxidase conjugated at 1/10000 dilution Predicted band size : 87 kDa Blocking/Dilution buffer: 5% NFDM/TBST.



All lanes : Anti-Med15 Antibody (C-term) at 1:2000 dilution Lane 1: mouse brain lysates Lane 2: mouse spleen lysates Lane 3: mouse thymus lysates Lane 4: rat lung lysates Lysates/proteins at 20 µg per lane. Secondary Goat Anti-Rabbit IgG, (H+L), Peroxidase conjugated at 1/10000 dilution Predicted band size : 87 kDa Blocking/Dilution buffer: 5% NFDN/TBST.



AP21208b staining (Mouse) Med15 in Mouse heart tissue sections by Immunohistochemistry (IHC-P - paraformaldehyde-fixed, paraffin-embedded sections). Tissue was fixed with formaldehyde and blocked with 3% BSA for 0.5 hour at room temperature; antigen retrieval was by heat mediation with a citrate buffer (pH6). Samples were incubated with primary antibody (1/25) for 1 hour at 37°C. A undiluted biotinylated goat polyvalent antibody was used as the secondary antibody.

### **(Mouse) Med15 Antibody (C-term) - Background**

Component of the Mediator complex, a coactivator involved in the regulated transcription of nearly all RNA polymerase II-dependent genes. Mediator functions as a bridge to convey information from gene-specific regulatory proteins to the basal RNA polymerase II transcription machinery. Mediator is recruited to promoters by direct interactions with regulatory proteins and serves as a scaffold for the assembly of a functional preinitiation complex with RNA polymerase II and the general transcription factors. Required for cholesterol-dependent gene regulation. Positively regulates the Nodal signaling pathway (By similarity).

**(Mouse) Med15 Antibody (C-term) - References**

Berti L., et al. Genomics 74:320-332(2001).