

href="http://www.uniprot.org/citations/16151251" target="_blank">16151251, PubMed:21454524, PubMed:26527279). Cooperates with chromatin assembly factor 1 (CAF-1) to promote replication-dependent chromatin assembly (PubMed:11897662, PubMed:14718166, PubMed:15664198, PubMed:16151251). Also involved in the nuclear import of the histone H3-H4 dimer together with importin-4 (IPO4): specifically recognizes and binds newly synthesized histones with the monomethylation of H3 'Lys-9' (H3K9me1) and diacetylation at 'Lys-5' and 'Lys-12' of H4 (H4K5K12ac) marks in the cytosol (PubMed:20953179, PubMed:21454524, PubMed:26527279). Does not participate in replication-independent nucleosome deposition which is mediated by ASF1A and HIRA (PubMed:11897662, PubMed:14718166, PubMed:15664198, PubMed:16151251). Required for gonad development (PubMed:12842904).

Cellular Location

Nucleus. Cytoplasm, cytosol

Tissue Location


Highly expressed in testis and at lower levels in colon, small intestine and thymus.

ASF1B - Protocols

Provided below are standard protocols that you may find useful for product applications.

- [Western Blot](#)
- [Blocking Peptides](#)
- [Dot Blot](#)
- [Immunohistochemistry](#)
- [Immunofluorescence](#)
- [Immunoprecipitation](#)
- [Flow Cytometry](#)
- [Cell Culture](#)

ASF1B - Images



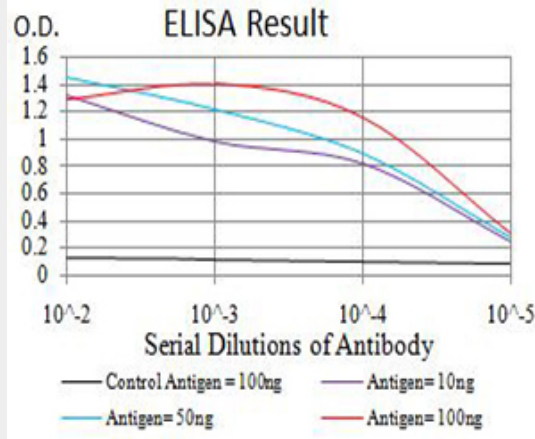


Figure 1: Black line: Control Antigen (100 ng); Purple line: Antigen (10ng); Blue line: Antigen (50 ng); Red line: Antigen (100 ng)

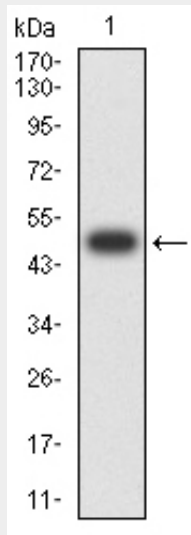


Figure 2: Western blot analysis using ASF1B mAb against human ASF1B (AA: 1-202) recombinant protein. (Expected MW is 48.4 kDa)

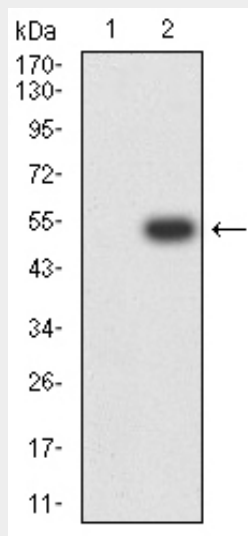


Figure 3: Western blot analysis using ASF1B mAb against HEK293 (1) and ASF1B (AA: 1-202)-hlgGfc transfected HEK293 (2) cell lysate.

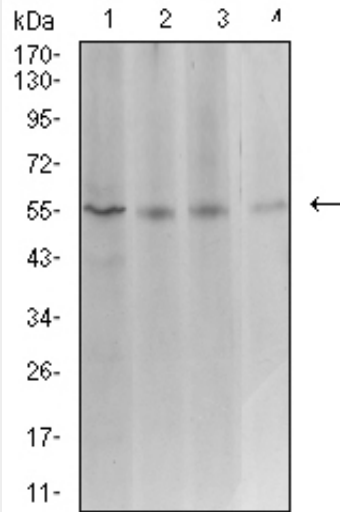


Figure 4:Western blot analysis using ASF1B mouse mAb against HeLa (1), COS7 (2), HCT116 (3), and CHO3D10 (4) cell lysate.

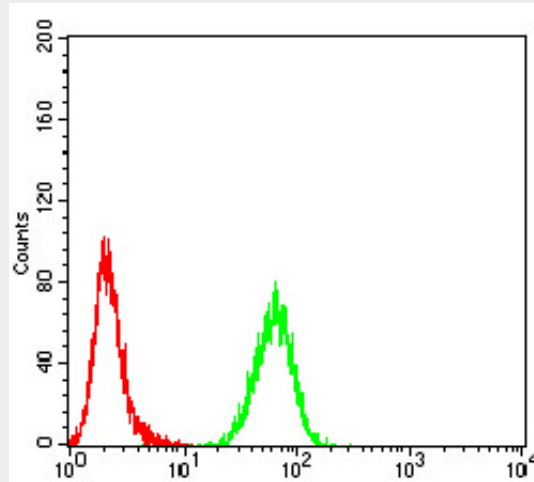


Figure 5:Flow cytometric analysis of K562 cells using ASF1B mouse mAb (green) and negative control (red).

ASF1B - References

- 1.EMBO J. 2011 Feb 2;30(3):480-93. 2.Mol Cell Biol. 2008 Jun;28(11):3672-85.