

Anti-Sox2 (Thr-128), Phosphospecific Antibody
Catalog # AN1965**Specification****Anti-Sox2 (Thr-128), Phosphospecific Antibody - Product Information**

Application	WB
Primary Accession	P48432
Reactivity	Bovine, Chicken, Drosophila, C.Elegans
Host	Rabbit
Clonality	Rabbit Polyclonal
Isotype	IgG
Calculated MW	34454

Anti-Sox2 (Thr-128), Phosphospecific Antibody - Additional Information

Gene ID	20674
Other Names	
SRY (sex determining region Y) box-2, ANOP3, MCOPS3, SOX-2	

Storage

Maintain refrigerated at 2-8°C for up to 6 months. For long term storage store at -20°C in small aliquots to prevent freeze-thaw cycles.

Precautions

Anti-Sox2 (Thr-128), Phosphospecific Antibody is for research use only and not for use in diagnostic or therapeutic procedures.


Shipping

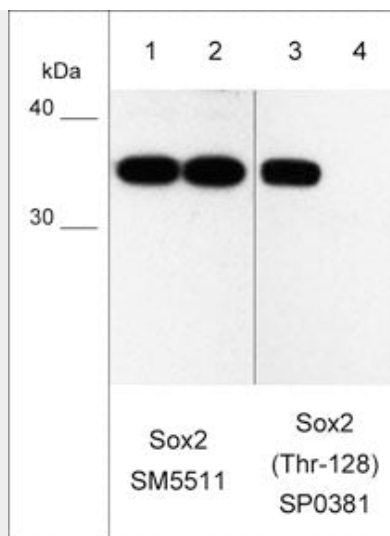
Blue Ice

Anti-Sox2 (Thr-128), Phosphospecific Antibody - Protocols

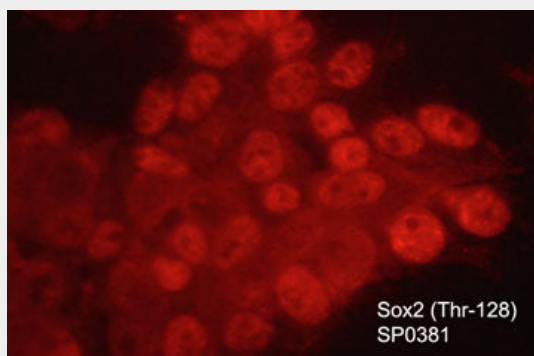
Provided below are standard protocols that you may find useful for product applications.

- [Western Blot](#)
- [Blocking Peptides](#)
- [Dot Blot](#)
- [Immunohistochemistry](#)
- [Immunofluorescence](#)
- [Immunoprecipitation](#)
- [Flow Cytometry](#)
- [Cell Culture](#)

Anti-Sox2 (Thr-128), Phosphospecific Antibody - Images



Western blot of mouse F9 stem cells untreated (lanes 1 & 3) and treated with lambda phosphatase (lanes 2 & 4). The blot was probed with mouse monoclonal Sox2 antibody (lanes 1 & 2) and rabbit polyclonal Sox2 (Thr-128) phospho-specific antibody (lanes 3 & 4).



Immunocytochemical labeling of phosphorylated Sox2 in aldehyde fixed and NP-40 permeabilized human NCI-H446 lung carcinoma cells. The cells were labeled with rabbit polyclonal anti-Sox2 (Thr-128) phospho-specific (SP0381). The antibody was detected using goat anti-rabbit Ig:DyLight® 594.

Anti-Sox2 (Thr-128), Phosphospecific Antibody - Background

Embryonic stem cells can maintain a pluripotent state that is controlled by a set of transcription factors that include Oct-4, Sox2, and Nanog. Chromatin immunoprecipitation experiments show that Sox2 and Oct-4 bind to thousands of gene regulatory sites, many of which regulate cell pluripotency and early embryonic development. siRNA knockdown of either Sox2 or Oct-4 results in loss of pluripotency, while overexpression of Oct-4 and Sox2, along with additional transcription factors Klf4 and c-Myc, can reprogram somatic cells to a pluripotent state. Sox2 also regulates adult multipotent progenitors in various epithelial tissues, and may be important for survival and regeneration of these tissues. The activity of Sox2 may be regulated by phosphorylation and methylation. Akt1 phosphorylates Thr-118 and enhances Sox2 transcriptional activity, while Set7 can monomethylate Lys-119 leading to inhibition of Sox2 transcriptional activity, as well as Sox2 ubiquitination and degradation. In addition, Sox2 Thr-128 is constitutively phosphorylated in the F9 mouse stem cell line.