

STREP II TAG Antibody
Purified Mouse Monoclonal Antibody (Mab)
Catalog # AM8623b**Specification**

STREP II TAG Antibody - Product Information

Application	WB,E
Primary Accession	Unknown-STREP
Host	Mouse
Clonality	monoclonal
Isotype	IgG1,k

STREP II TAG Antibody - Additional Information**Target/Specificity**

This STREP II TAG antibody is generated from a mouse immunized with a KLH conjugated synthetic peptide of STREP II TAG.

Dilution

WB~~1:4000

Format

Purified monoclonal antibody supplied in PBS with 0.09% (W/V) sodium azide. This antibody is purified through a protein G column, followed by dialysis against PBS.

Storage

Maintain refrigerated at 2-8°C for up to 2 weeks. For long term storage store at -20°C in small aliquots to prevent freeze-thaw cycles.

Precautions

STREP II TAG Antibody is for research use only and not for use in diagnostic or therapeutic procedures.

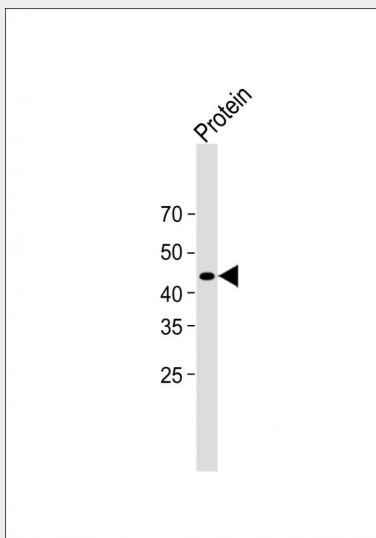
STREP II TAG Antibody - Protein Information**STREP II TAG Antibody - Protocols**

Provided below are standard protocols that you may find useful for product applications.

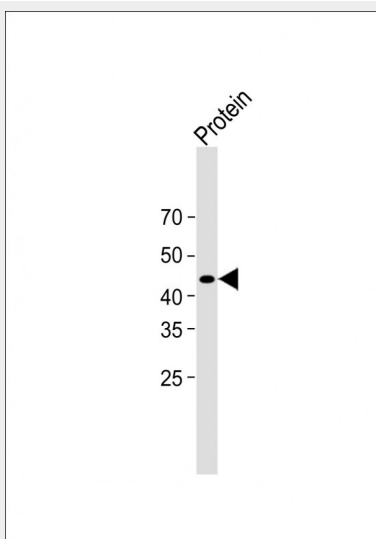
- [Western Blot](#)
- [Blocking Peptides](#)
- [Dot Blot](#)
- [Immunohistochemistry](#)
- [Immunofluorescence](#)
- [Immunoprecipitation](#)
- [Flow Cytometry](#)

- [Cell Culture](#)

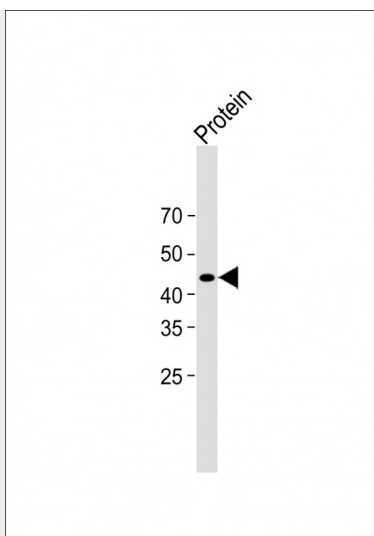
STREP II TAG Antibody - Images



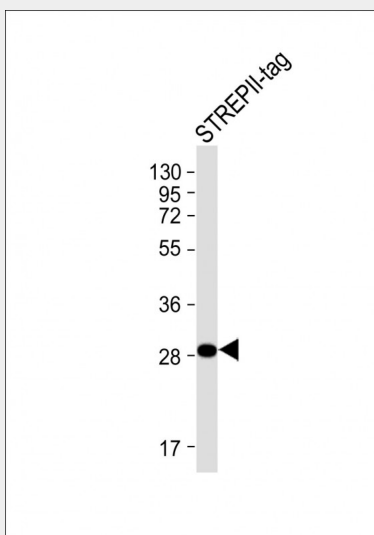
All lanes: Anti-STREP II TAG Antibody at 1:1000 dilution + Protein lysate Lysates/proteins at 20 μ g per lane. Secondary: Goat Anti-Mouse IgG, (H+L), Peroxidase conjugated (ASP1613) at 1/8000 dilution. Observed band size: 42 KDa Blocking/Dilution buffer: 5% NFDM/TBST.



All lanes: Anti-STREP II TAG Antibody at 1:1000 dilution + Protein lysate Lysates/proteins at 20 μ g per lane. Secondary: Goat Anti-Mouse IgG, (H+L), Peroxidase conjugated (ASP1613) at 1/8000 dilution. Observed band size: 42 KDa Blocking/Dilution buffer: 5% NFDM/TBST.



All lanes: Anti-STREP II TAG Antibody at 1:1000 dilution + Protein lysate Lysates/proteins at 20 µg per lane. Secondary: Goat Anti-Mouse IgG, (H+L), Peroxidase conjugated (ASP1613) at 1/8000 dilution. Observed band size: 42 KDa Blocking/Dilution buffer: 5% NFDM/TBST.



Anti-STREP II TAG Antibody at 1:4000 dilution + A recombinant protein with STREPII-tag Lysates/proteins at 20 µg per lane. Secondary Goat Anti-mouse IgG, (H+L), Peroxidase conjugated at 1/10000 dilution. Predicted band size : 30 kDa Blocking/Dilution buffer: 5% NFDM/TBST.

STREP II TAG Antibody - Citations

- [MARCH7-mediated ubiquitination decreases the solubility of ATG14 to inhibit autophagy](#)