

**ACY1 / Aminoacylase 1 Antibody**  
**Rabbit Polyclonal Antibody**  
**Catalog # ALS15704**

**Specification**

---

**ACY1 / Aminoacylase 1 Antibody - Product Information**

Application	IHC, IF, WB
Primary Accession	<a href="#">Q03154</a>
Reactivity	Human
Host	Rabbit
Clonality	Polyclonal
Calculated MW	46kDa KDa

**ACY1 / Aminoacylase 1 Antibody - Additional Information**

**Gene ID** 95

**Other Names**

Aminoacylase-1, ACY-1, 3.5.1.14, N-acyl-L-amino-acid amidohydrolase, ACY1

**Target/Specificity**

Human Aminoacylase 1. Predicted cross-reactivity based on amino acid sequence homology: mouse (85%), rat (86%), bovine (87%), pig (86%).

**Reconstitution & Storage**

Aliquot and store at -20°C. Minimize freezing and thawing.

**Precautions**

ACY1 / Aminoacylase 1 Antibody is for research use only and not for use in diagnostic or therapeutic procedures.

**ACY1 / Aminoacylase 1 Antibody - Protein Information**

**Name** ACY1

**Function**

Catalyzes the hydrolysis of N-acetylated amino acids to acetate and free amino acids.

**Cellular Location**

Cytoplasm.

**Tissue Location**

Expression is highest in kidney, strong in brain and weaker in placenta and spleen.

**Volume**

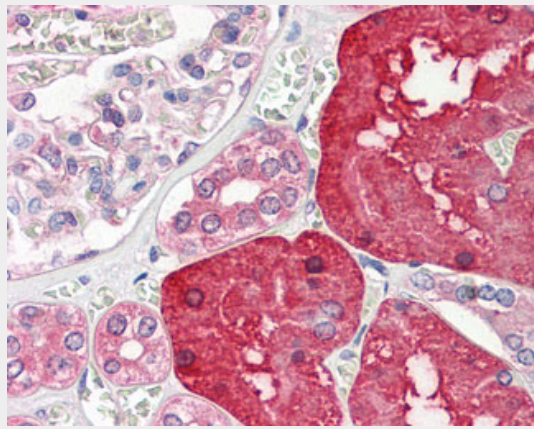
50 µl

## ACY1 / Aminoacylase 1 Antibody - Protocols

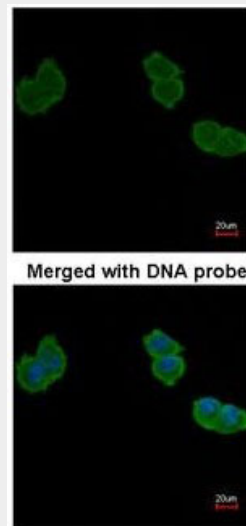
Provided below are standard protocols that you may find useful for product applications.

- [Western Blot](#)
- [Blocking Peptides](#)
- [Dot Blot](#)
- [Immunohistochemistry](#)
- [Immunofluorescence](#)
- [Immunoprecipitation](#)
- [Flow Cytometry](#)
- [Cell Culture](#)

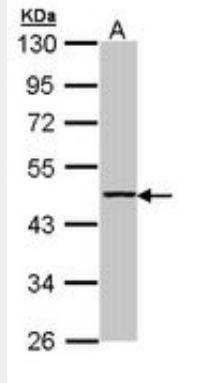
## ACY1 / Aminoacylase 1 Antibody - Images



Anti-ACY1 / Aminoacylase 1 antibody IHC staining of human kidney.



Immunofluorescence of paraformaldehyde-fixed A431, using Aminoacylase-1 antibody at 1:200 dilution.



Sample (30 ug of whole cell lysate). A: H1299. 10% SDS PAGE. ACY1 antibody diluted at 1:1000.

### **ACY1 / Aminoacylase 1 Antibody - Background**

Involved in the hydrolysis of N-acylated or N-acetylated amino acids (except L-aspartate).

### **ACY1 / Aminoacylase 1 Antibody - References**

- Mitta M., et al. *Biochim. Biophys. Acta* 1174:201-203(1993).
- Cook R.M., et al. *J. Biol. Chem.* 268:17010-17017(1993).
- Iwaki K., et al. Submitted (JUN-1993) to the EMBL/GenBank/DDBJ databases.
- Muzny D.M., et al. *Nature* 440:1194-1198(2006).
- Burkard T.R., et al. *BMC Syst. Biol.* 5:17-17(2011).