

**CITED2 Antibody (N-Terminus)**  
**Rabbit Polyclonal Antibody**  
**Catalog # ALS15670****Specification**

---

**CITED2 Antibody (N-Terminus) - Product Information**

|                   |                        |
|-------------------|------------------------|
| Application       | IHC, IF, WB            |
| Primary Accession | <a href="#">Q99967</a> |
| Reactivity        | Human                  |
| Host              | Rabbit                 |
| Clonality         | Polyclonal             |
| Calculated MW     | 28kDa KDa              |

**CITED2 Antibody (N-Terminus) - Additional Information****Gene ID** 10370**Other Names**

Cbp/p300-interacting transactivator 2, MSG-related protein 1, MRG-1, P35srj, CITED2, MRG1

**Target/Specificity**

Human CITED2. Multiple isoforms of CITED2 are known to exist.

**Reconstitution & Storage**

Long term: -20°C; Short term: +4°C. Avoid repeat freeze-thaw cycles.

**Precautions**

CITED2 Antibody (N-Terminus) is for research use only and not for use in diagnostic or therapeutic procedures.

**CITED2 Antibody (N-Terminus) - Protein Information****Name** CITED2**Synonyms** MRG1**Function**

Transcriptional coactivator of the p300/CBP-mediated transcription complex. Acts as a bridge, linking TFAP2 transcription factors and the p300/CBP transcriptional coactivator complex in order to stimulate TFAP2-mediated transcriptional activation. Positively regulates TGF-beta signaling through its association with the SMAD/p300/CBP-mediated transcriptional coactivator complex. Stimulates the peroxisome proliferator-activated receptors PPARA transcriptional activity. Enhances estrogen-dependent transactivation mediated by estrogen receptors. Acts also as a transcriptional corepressor; interferes with the binding of the transcription factors HIF1A or STAT2 and the p300/CBP transcriptional coactivator complex. Participates in sex determination and early gonad development by stimulating transcription activation of SRY. Plays a role in controlling left-right patterning during embryogenesis; potentiates transcriptional activation of NODAL-mediated gene transcription in the left lateral plate mesoderm (LPM). Plays an essential

role in differentiation of the adrenal cortex from the adrenogonadal primordium (AGP); stimulates WT1-mediated transcription activation thereby up-regulating the nuclear hormone receptor NR5A1 promoter activity. Associates with chromatin to the PITX2 P1 promoter region.

#### Cellular Location

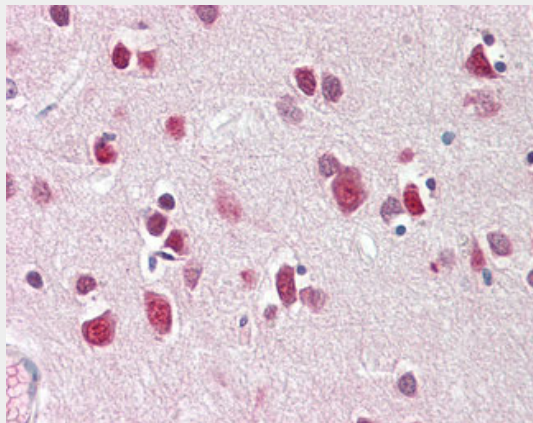
Nucleus Note=Colocalizes with EP300 in dot-like structures

#### CITED2 Antibody (N-Terminus) - Protocols

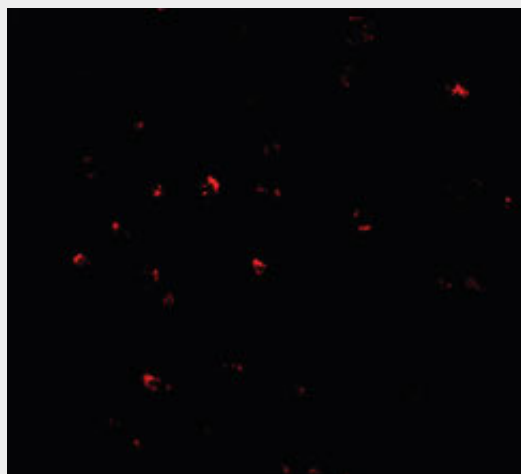
Provided below are standard protocols that you may find useful for product applications.

- [Western Blot](#)
- [Blocking Peptides](#)
- [Dot Blot](#)
- [Immunohistochemistry](#)
- [Immunofluorescence](#)
- [Immunoprecipitation](#)
- [Flow Cytometry](#)
- [Cell Culture](#)

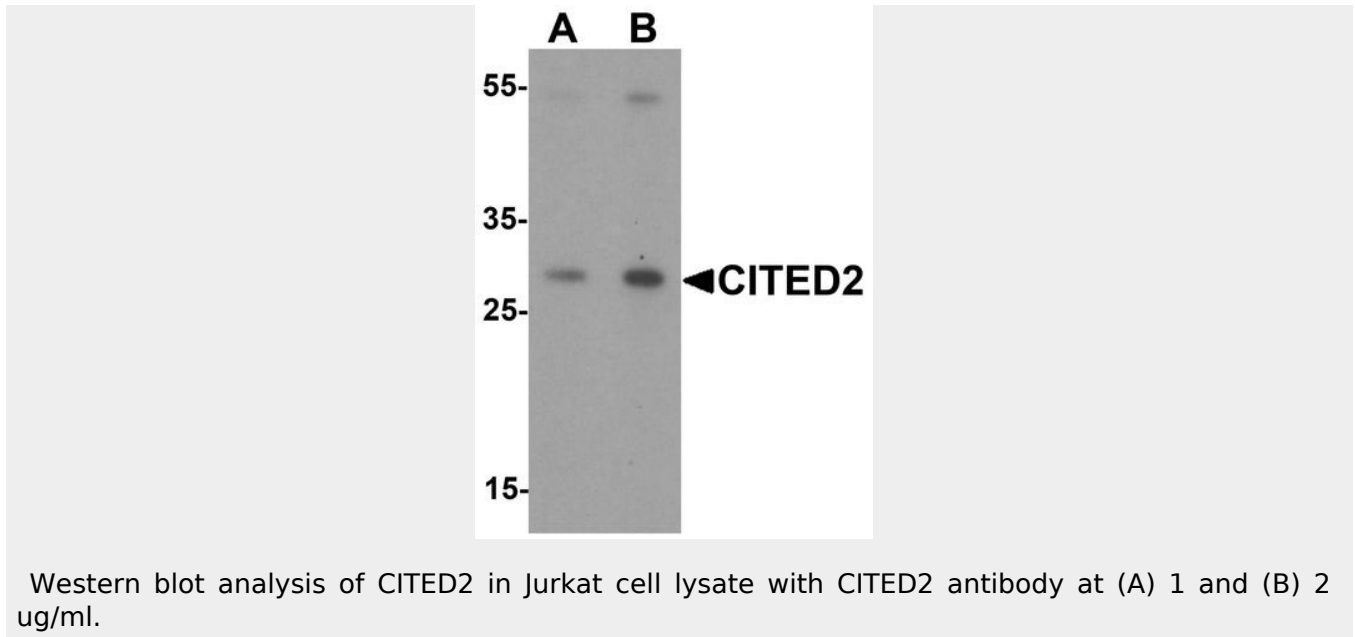
#### CITED2 Antibody (N-Terminus) - Images



Anti-CITED2 antibody IHC staining of human brain, cortex.



Immunofluorescence of CITED2 in Jurkat cells with CITED2 antibody at 20 ug/ml.



#### **CITED2 Antibody (N-Terminus) - Background**

Transcriptional coactivator of the p300/CBP-mediated transcription complex. Acts as a bridge, linking TFAP2 transcription factors and the p300/CBP transcriptional coactivator complex in order to stimulate TFAP2-mediated transcriptional activation. Positively regulates TGF-beta signaling through its association with the SMAD/p300/CBP-mediated transcriptional coactivator complex. Stimulates the peroxisome proliferator-activated receptors PPARA transcriptional activity. Enhances estrogen-dependent transactivation mediated by estrogen receptors. Acts also as a transcriptional corepressor; interferes with the binding of the transcription factors HIF1A or STAT2 and the p300/CBP transcriptional coactivator complex. Participates in sex determination and early gonad development by stimulating transcription activation of SRY. Plays a role in controlling left-right patterning during embryogenesis; potentiates transcriptional activation of NODAL-mediated gene transcription in the left lateral plate mesoderm (LPM). Plays an essential role in differentiation of the adrenal cortex from the adrenogonadal primordium (AGP); stimulates WT1-mediated transcription activation thereby up-regulating the nuclear hormone receptor NR5A1 promoter activity. Associates with chromatin to the PITX2 P1 promoter region.

#### **CITED2 Antibody (N-Terminus) - References**

- Shioda T., et al. Proc. Natl. Acad. Sci. U.S.A. 93:12298-12303(1996).
- Leung M.K., et al. Genomics 61:307-313(1999).
- Bhattacharya S., et al. Genes Dev. 13:64-75(1999).
- Mungall A.J., et al. Nature 425:805-811(2003).
- Yahata T., et al. Genes Dev. 15:2598-2612(2001).