

GAD1 / GAD67 Antibody (aa471-520)
Rabbit Polyclonal Antibody
Catalog # ALS15043

Specification

GAD1 / GAD67 Antibody (aa471-520) - Product Information

Application	WB, IHC
Primary Accession	O99259
Reactivity	Human, Mouse, Rat
Host	Rabbit
Clonality	Polyclonal
Calculated MW	67kDa KDa

GAD1 / GAD67 Antibody (aa471-520) - Additional Information

Gene ID 2571

Other Names

Glutamate decarboxylase 1, 4.1.1.15, 67 kDa glutamic acid decarboxylase, GAD-67, Glutamate decarboxylase 67 kDa isoform, GAD1, GAD, GAD67

Target/Specificity

GAD1 Antibody detects endogenous levels of total GAD1 protein.

Reconstitution & Storage

Store at -20°C for up to one year.

Precautions

GAD1 / GAD67 Antibody (aa471-520) is for research use only and not for use in diagnostic or therapeutic procedures.

GAD1 / GAD67 Antibody (aa471-520) - Protein Information

Name GAD1 ([HGNC:4092](#))

Synonyms GAD, GAD67

Function

Catalyzes the synthesis of the inhibitory neurotransmitter gamma-aminobutyric acid (GABA) with pyridoxal 5'-phosphate as cofactor.

Tissue Location

[Isoform 1]: Expressed in brain.

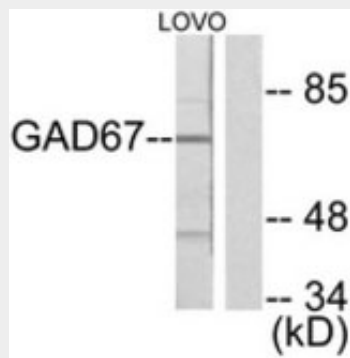
Volume

50 µl

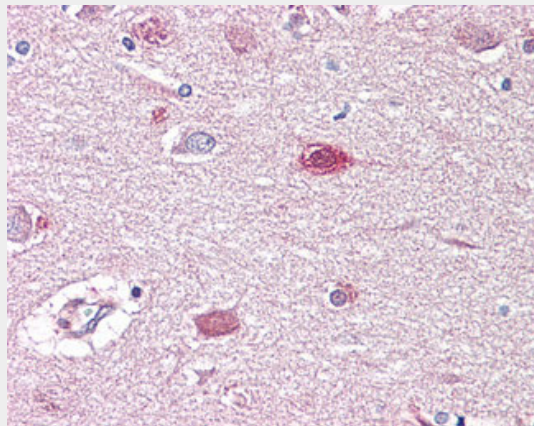
GAD1 / GAD67 Antibody (aa471-520) - Protocols

Provided below are standard protocols that you may find useful for product applications.

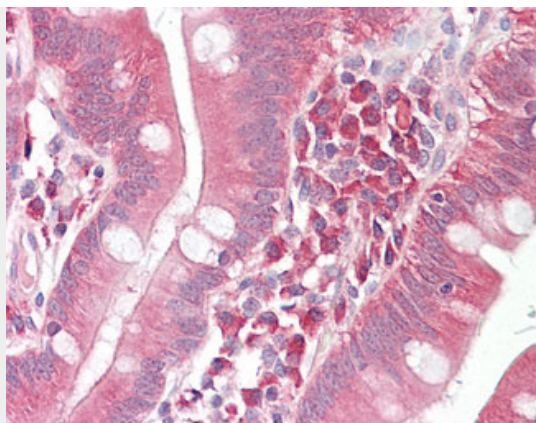
- [Western Blot](#)
- [Blocking Peptides](#)
- [Dot Blot](#)
- [Immunohistochemistry](#)
- [Immunofluorescence](#)
- [Immunoprecipitation](#)
- [Flow Cytometry](#)
- [Cell Culture](#)

GAD1 / GAD67 Antibody (aa471-520) - Images

Western blot of extracts from LOVO cells, using GAD1 Antibody.



Anti-GAD67 antibody IHC of human brain, cortex.



Anti-GAD67 antibody IHC of human small intestine.

GAD1 / GAD67 Antibody (aa471-520) - Background

Catalyzes the production of GABA.

GAD1 / GAD67 Antibody (aa471-520) - References

- Bu D.-F., et al. Proc. Natl. Acad. Sci. U.S.A. 89:2115-2119(1992).
Bu D.-F., et al. Genomics 21:222-228(1994).
Kelly C.D., et al. Lancet 338:1468-1469(1991).
Kelly C.D., et al. Ann. Hum. Genet. 56:255-265(1992).
Yamashita K., et al. Biochem. Biophys. Res. Commun. 192:1347-1352(1993).