

**STX18 / Syntaxin 18 Antibody (clone 2E5)**  
**Mouse Monoclonal Antibody**  
**Catalog # ALS14490****Specification**

---

**STX18 / Syntaxin 18 Antibody (clone 2E5) - Product Information**

Application	WB, IHC
Primary Accession	<a href="#">O9P2W9</a>
Reactivity	Human, Mouse, Rat
Host	Mouse
Clonality	Monoclonal
Calculated MW	39kDa KDa

**STX18 / Syntaxin 18 Antibody (clone 2E5) - Additional Information****Gene ID** 53407**Other Names**

Syntaxin-18, Cell growth-inhibiting gene 9 protein, STX18

**Target/Specificity**

Human STX18

**Reconstitution & Storage**

Short term 4°C, long term aliquot and store at -20°C, avoid freeze thaw cycles.

**Precautions**

STX18 / Syntaxin 18 Antibody (clone 2E5) is for research use only and not for use in diagnostic or therapeutic procedures.

**STX18 / Syntaxin 18 Antibody (clone 2E5) - Protein Information****Name** STX18**Function**

Syntaxin that may be involved in targeting and fusion of Golgi-derived retrograde transport vesicles with the ER.

**Cellular Location**

Endoplasmic reticulum membrane; Single-pass type IV membrane protein. Golgi apparatus membrane; Single-pass type IV membrane protein

**Tissue Location**

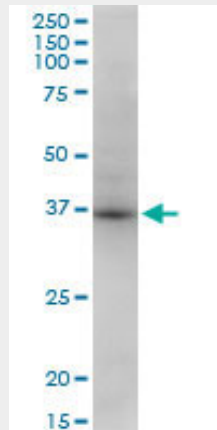
Ubiquitous.

**STX18 / Syntaxin 18 Antibody (clone 2E5) - Protocols**

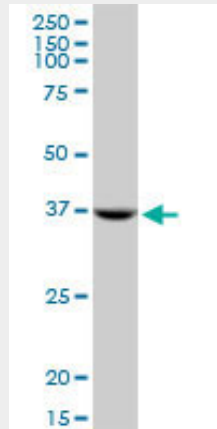
Provided below are standard protocols that you may find useful for product applications.

- [Western Blot](#)
- [Blocking Peptides](#)
- [Dot Blot](#)
- [Immunohistochemistry](#)
- [Immunofluorescence](#)
- [Immunoprecipitation](#)
- [Flow Cytometry](#)
- [Cell Culture](#)

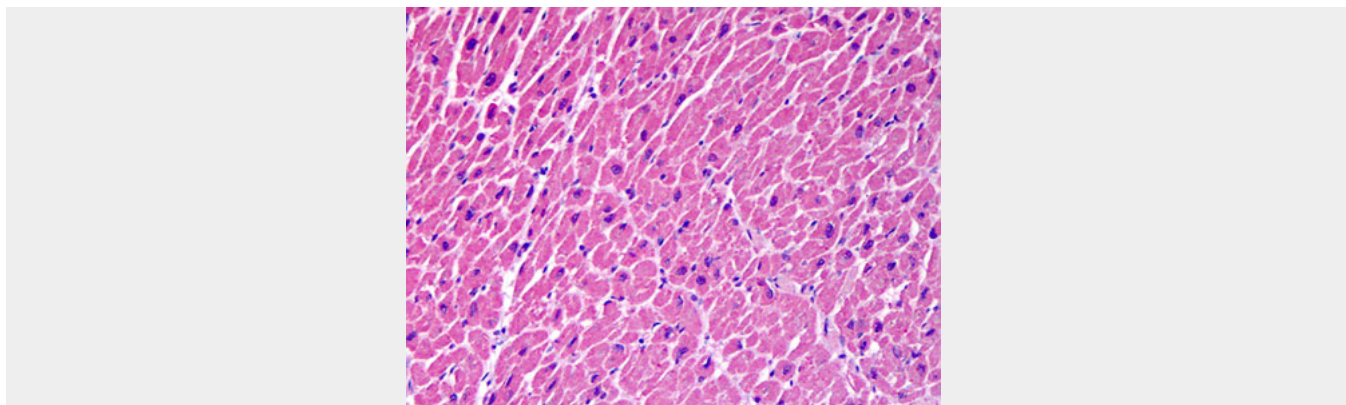
### STX18 / Syntaxin 18 Antibody (clone 2E5) - Images



Antibody ALS14490 in Western blot of STX18 expression in PC-12.



Antibody ALS14490 in Western blot of STX18 expression in Raw 264.7.



Anti-STX18 / Syntaxin 18 antibody IHC of human heart.

### **STX18 / Syntaxin 18 Antibody (clone 2E5) - Background**

Syntaxin that may be involved in targeting and fusion of Golgi-derived retrograde transport vesicles with the ER.

### **STX18 / Syntaxin 18 Antibody (clone 2E5) - References**

- Hatsuzawa K.,et al.J. Biol. Chem. 275:13713-13720(2000).
- Kim J.W.,et al.Submitted (OCT-2003) to the EMBL/GenBank/DDBJ databases.
- Kalnine N.,et al.Submitted (OCT-2004) to the EMBL/GenBank/DDBJ databases.
- Hirose H.,et al.EMBO J. 23:1267-1278(2004).
- Nakajima K.,et al.EMBO J. 23:3216-3226(2004).