

FOXA2 Antibody (clone 1C7)
Mouse Monoclonal Antibody
Catalog # ALS14063**Specification**

FOXA2 Antibody (clone 1C7) - Product Information

Application	WB, IF, IHC
Primary Accession	O9Y261
Reactivity	Human
Host	Mouse
Clonality	Monoclonal
Calculated MW	48kDa KDa

FOXA2 Antibody (clone 1C7) - Additional Information**Gene ID** 3170**Other Names**

Hepatocyte nuclear factor 3-beta, HNF-3-beta, HNF-3B, Forkhead box protein A2, Transcription factor 3B, TCF-3B, FOXA2, HNF3B, TCF3B

Target/Specificity

Human FOXA2

Reconstitution & Storage

Short term 4°C, long term aliquot and store at -20°C, avoid freeze thaw cycles.

Precautions

FOXA2 Antibody (clone 1C7) is for research use only and not for use in diagnostic or therapeutic procedures.

FOXA2 Antibody (clone 1C7) - Protein Information**Name** FOXA2**Synonyms** HNF3B, TCF3B**Function**

Transcription factor that is involved in embryonic development, establishment of tissue-specific gene expression and regulation of gene expression in differentiated tissues. Is thought to act as a 'pioneer' factor opening the compacted chromatin for other proteins through interactions with nucleosomal core histones and thereby replacing linker histones at target enhancer and/or promoter sites. Binds DNA with the consensus sequence 5'- [AC]A[AT]T[AG]TT[GT][AG][CT]T[CT]-3' (By similarity). In embryonic development is required for notochord formation. Involved in the development of multiple endoderm-derived organ systems such as the liver, pancreas and lungs; FOXA1 and FOXA2 seem to have at least in part redundant roles. Originally described as a transcription activator for a number of liver genes such as AFP, albumin, tyrosine aminotransferase, PEPCK, etc. Interacts with the cis-acting regulatory regions of these genes.

Involved in glucose homeostasis; regulates the expression of genes important for glucose sensing in pancreatic beta- cells and glucose homeostasis. Involved in regulation of fat metabolism. Binds to fibrinogen beta promoter and is involved in IL6- induced fibrinogen beta transcriptional activation.

Cellular Location

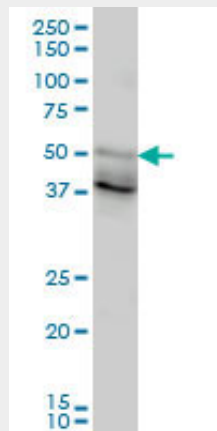
Nucleus {ECO:0000255|PROSITE-ProRule:PRU00089, ECO:0000269|PubMed:14500912}.
Cytoplasm Note=Shuttles between the nucleus and cytoplasm in a CRM1-dependent manner; in response to insulin signaling via AKT1 is exported from the nucleus

FOXA2 Antibody (clone 1C7) - Protocols

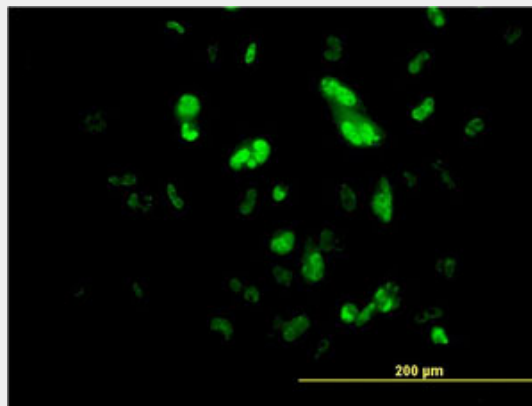
Provided below are standard protocols that you may find useful for product applications.

- [Western Blot](#)
- [Blocking Peptides](#)
- [Dot Blot](#)
- [Immunohistochemistry](#)
- [Immunofluorescence](#)
- [Immunoprecipitation](#)
- [Flow Cytometry](#)
- [Cell Culture](#)

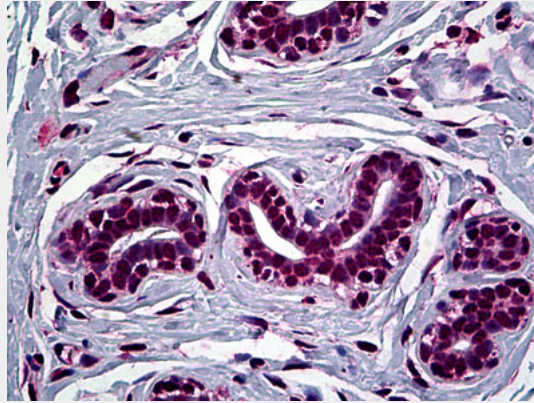
FOXA2 Antibody (clone 1C7) - Images



FOXA2 monoclonal antibody clone 1C7 Western blot of FOXA2 expression in HepG2.



Immunofluorescence of monoclonal antibody to FOXA2 on HepG2 cell. [antibody concentration 10 ug/ml]



Anti-FOXA2 antibody IHC of human breast.

FOXA2 Antibody (clone 1C7) - Background

Transcription factor that is involved in embryonic development, establishment of tissue-specific gene expression and regulation of gene expression in differentiated tissues. Is thought to act as a 'pioneer' factor opening the compacted chromatin for other proteins through interactions with nucleosomal core histones and thereby replacing linker histones at target enhancer and/or promoter sites. Binds DNA with the consensus sequence 5'-[AC]A[AT]T[AG]TT[GT][AG][CT]T[CT]-3' (By similarity). In embryonic development is required for notochord formation. Involved in the development of multiple endoderm-derived organ systems such as the liver, pancreas and lungs; FOXA1 and FOXA2 seem to have at least in part redundant roles. Originally described as a transcription activator for a number of liver genes such as AFP, albumin, tyrosine aminotransferase, PEPCK, etc. Interacts with the cis-acting regulatory regions of these genes. Involved in glucose homeostasis; regulates the expression of genes important for glucose sensing in pancreatic beta-cells and glucose homeostasis. Involved in regulation of fat metabolism. Binds to fibrinogen beta promoter and is involved in IL6-induced fibrinogen beta transcriptional activation.

FOXA2 Antibody (clone 1C7) - References

- Yamada S.,et al.Diabetologia 43:121-124(2000).
- Hinokio Y.,et al.Submitted (MAY-1999) to the EMBL/GenBank/DDBJ databases.
- Navas M.A.,et al.Hum. Hered. 50:370-381(2000).
- Deloukas P.,et al.Nature 414:865-871(2001).
- Wolfrum C.,et al.Proc. Natl. Acad. Sci. U.S.A. 100:11624-11629(2003).