

OVGP1 / Oviductin Antibody (N-Terminus)
Rabbit Polyclonal Antibody
Catalog # ALS13828

Specification

OVGP1 / Oviductin Antibody (N-Terminus) - Product Information

Application	ICC, IF, WB, IHC
Primary Accession	O12889
Reactivity	Human, Mouse, Rat
Host	Rabbit
Clonality	Polyclonal
Calculated MW	75kDa KDa

OVGP1 / Oviductin Antibody (N-Terminus) - Additional Information

Gene ID 5016

Other Names

Oviduct-specific glycoprotein, Estrogen-dependent oviduct protein, Mucin-9, Oviductal glycoprotein, Oviductin, OVGP1, MUC9, OGP

Reconstitution & Storage

Short term 4°C, long term aliquot and store at -20°C, avoid freeze thaw cycles. Store undiluted.

Precautions

OVGP1 / Oviductin Antibody (N-Terminus) is for research use only and not for use in diagnostic or therapeutic procedures.

OVGP1 / Oviductin Antibody (N-Terminus) - Protein Information

Name OVGP1

Synonyms MUC9, OGP

Function

Binds to oocyte zona pellucida in vivo. May play a role in the fertilization process and/or early embryonic development.

Cellular Location

Cytoplasmic vesicle, secretory vesicle. Note=Secretory granules

Tissue Location

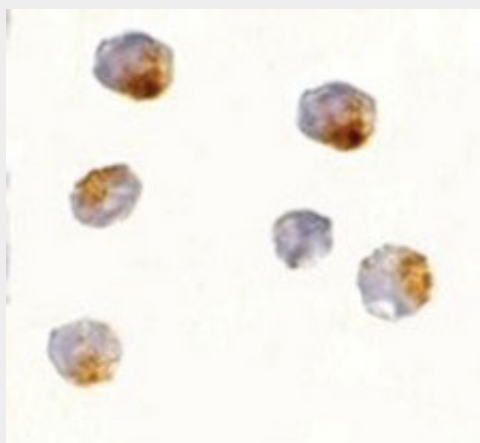
Oviduct.

OVGP1 / Oviductin Antibody (N-Terminus) - Protocols

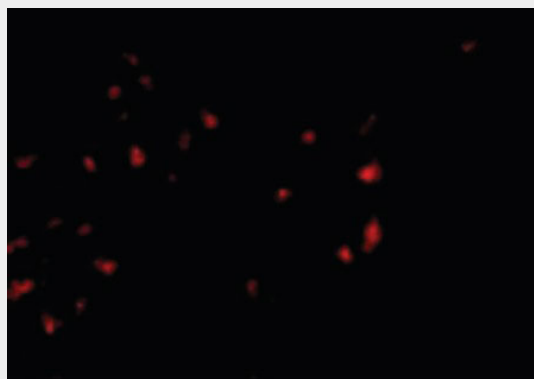
Provided below are standard protocols that you may find useful for product applications.

- [Western Blot](#)
- [Blocking Peptides](#)
- [Dot Blot](#)
- [Immunohistochemistry](#)
- [Immunofluorescence](#)
- [Immunoprecipitation](#)
- [Flow Cytometry](#)
- [Cell Culture](#)

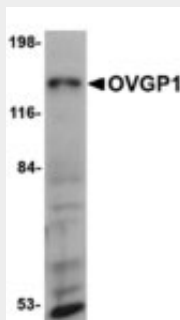
OVGP1 / Oviductin Antibody (N-Terminus) - Images



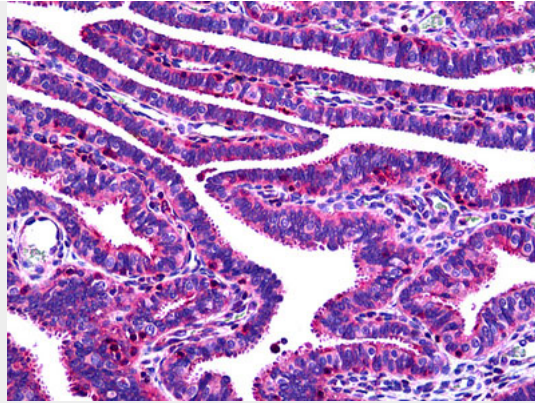
Immunocytochemistry of OVGP1 in 293 cells with OVGP1L antibody at 2.5 ug/ml.



Immunofluorescence of OVGP1 in 293 cells with OVGP1 antibody at 2.5 ug/ml.



Western blot of OVGP1 in 3T3 cell lysate with OVGP1 antibody at 1 ug/ml.



Anti-OVGP1 antibody IHC of human fallopian tube.

OVGP1 / Oviductin Antibody (N-Terminus) - Background

Binds to oocyte zona pellucida in vivo. May play a role in the fertilization process and/or early embryonic development.

OVGP1 / Oviductin Antibody (N-Terminus) - References

Arias E.B., et al. *Biol. Reprod.* 51:685-694(1994).
Jaffe R.C., et al. Submitted (JUL-1996) to the EMBL/GenBank/DDBJ databases.
Gregory S.G., et al. *Nature* 441:315-321(2006).
Sjoebloom T., et al. *Science* 314:268-274(2006).