

**Cystatin B / Stefin B Antibody (C-Term)**  
Peptide-affinity purified goat antibody  
Catalog # AF2371a

**Specification**

---

**Cystatin B / Stefin B Antibody (C-Term) - Product Information**

|                   |  |
|-------------------|--|
| Application       | WB, IHC  |
| Primary Accession | <a href="#">P04080</a>                             |
| Other Accession   | <a href="#">NP_000091.1</a> , <a href="#">1476</a> |
| Reactivity        | Human  |
| Predicted         | Dog  |
| Host              | Goat   |
| Clonality         | Polyclonal   |
| Concentration     | 0.5 mg/ml  |
| Isotype           | IgG  |
| Calculated MW     | 11140  |

**Cystatin B / Stefin B Antibody (C-Term) - Additional Information**

**Gene ID** 1476

**Other Names**

Cystatin-B, CPI-B, Liver thiol proteinase inhibitor, Stefin-B, CSTB, CST6, STFB

**Format**

0.5 mg/ml in Tris saline, 0.02% sodium azide, pH7.3 with 0.5% bovine serum albumin

**Storage**

Maintain refrigerated at 2-8°C for up to 6 months. For long term storage store at -20°C in small aliquots to prevent freeze-thaw cycles.

**Precautions**

Cystatin B / Stefin B Antibody (C-Term) is for research use only and not for use in diagnostic or therapeutic procedures.

**Cystatin B / Stefin B Antibody (C-Term) - Protein Information**

**Name** CSTB

**Synonyms** CST6, STFB

**Function**

This is an intracellular thiol proteinase inhibitor. Tightly binding reversible inhibitor of cathepsins L, H and B.

**Cellular Location**


Cytoplasm. Nucleus

## Cystatin B / Stefin B Antibody (C-Term) - Protocols

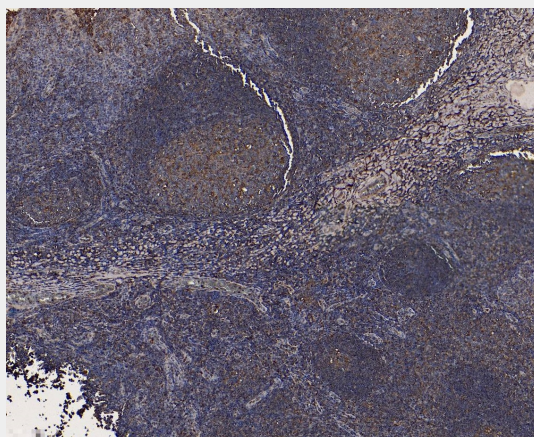
Provided below are standard protocols that you may find useful for product applications.

- [Western Blot](#)
- [Blocking Peptides](#)
- [Dot Blot](#)
- [Immunohistochemistry](#)
- [Immunofluorescence](#)
- [Immunoprecipitation](#)
- [Flow Cytometry](#)
- [Cell Culture](#)

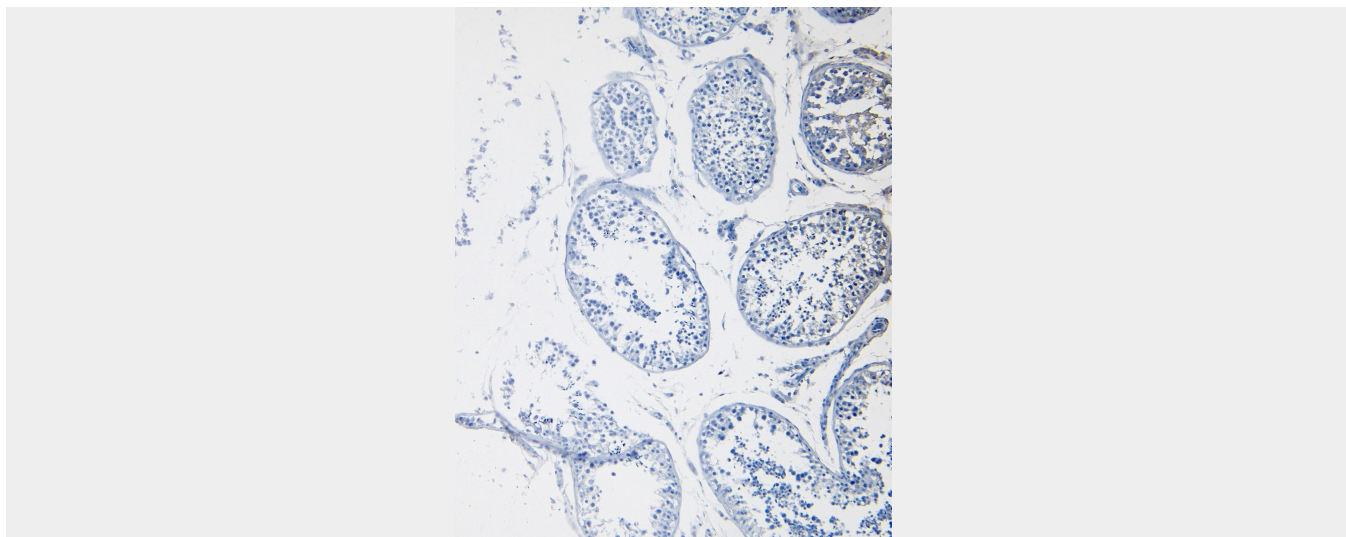
## Cystatin B / Stefin B Antibody (C-Term) - Images



EB06131 (0.1 $\mu$ g/ml) staining of Human Lung Lysates (35 $\mu$ g protein in RIPA buffer). Detected by chemiluminescence.



EB06131 (7 $\mu$ g/ml) staining of paraffin embedded Human Tonsil. Heat induced antigen retrieval with citrate buffer pH 6, HRP-staining.



EB06131 Negative Control showing staining of paraffin embedded Human Tonsil, with no primary antibody.

#### **Cystatin B / Stefin B Antibody (C-Term) - References**

Cloning a synthetic gene for human stefin B and its expression in *E. coli*. Jerala R, Trstenjak M, Lenarcic B, Turk V. *FEBS Lett.* 1988 Oct 24;239(1):41-4. PMID: 3053245